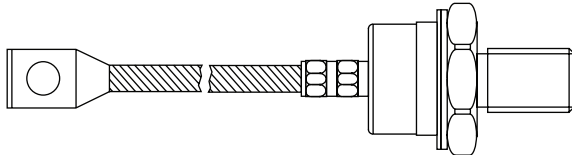




Standard Recovery Diodes (Stud Version), 320 A



DO-205AB (DO-9)

FEATURES

- Diffused diode
- Wide current range
- High voltage ratings up to 1200 V
- High surge current capabilities
- Stud cathode and stud anode version
- Hermetic metal case
- RoHS compliant
- Designed and qualified for industrial level



RoHS
COMPLIANT

TYPICAL APPLICATIONS

- Welders
- Power supplies
- Machine tool controls
- High power drives
- Medium traction applications
- Battery charges
- Freewheeling diodes

PRODUCT SUMMARY

| | |
|-------------|-------|
| $I_{F(AV)}$ | 320 A |
|-------------|-------|

MAJOR RATINGS AND CHARACTERISTICS

| PARAMETER | TEST CONDITIONS | VALUES | UNITS |
|--------------|-----------------|-------------|-------------------|
| $I_{F(AV)}$ | | 320 | A |
| | T_C | 100 | °C |
| $I_{F(RMS)}$ | | 500 | A |
| I_{FSM} | 50 Hz | 4500 | A |
| | 60 Hz | 4700 | |
| I^2t | 50 Hz | 101 | kA ² s |
| | 60 Hz | 92 | |
| V_{RRM} | Range | 600 to 1200 | V |
| T_J | | - 40 to 180 | °C |

ELECTRICAL SPECIFICATIONS

VOLTAGE RATINGS

| TYPE NUMBER | VOLTAGE CODE | V_{RRM} , MAXIMUM REPETITIVE PEAK REVERSE VOLTAGE V | V_{RSM} , MAXIMUM NON-REPETITIVE PEAK REVERSE VOLTAGE V | I_{RRM} MAXIMUM AT $T_J = T_J$ MAXIMUM mA |
|-------------|--------------|--|--|--|
| 240U(R).. | 60 | 600 | 700 | 15 |
| | 80 | 800 | 900 | |
| | 100 | 1000 | 1100 | |
| | 120 | 1200 | 1300 | |

240U(R).. Series



Vishay High Power Products Standard Recovery Diodes (Stud Version), 320 A

| FORWARD CONDUCTION | | | | | |
|---|---------------|--|---------------------------|--------|--------------------|
| PARAMETER | SYMBOL | TEST CONDITIONS | | VALUES | UNITS |
| Maximum average forward current at case temperature | $I_{F(AV)}$ | 180° conduction, half sine wave | | 320 | A |
| | | | | 100 | °C |
| Maximum RMS forward current | $I_{F(RMS)}$ | DC at 80 °C case temperature | | 500 | A |
| Maximum peak, one cycle forward, non-repetitive surge current | I_{FSM} | t = 10 ms | No voltage reapplied | 4500 | |
| | | t = 8.3 ms | | 4700 | |
| | | t = 10 ms | 100 % V_{RRM} reapplied | 3800 | |
| | | t = 8.3 ms | | 4000 | |
| Maximum I^2t for fusing | I^2t | t = 10 ms | No voltage reapplied | 101 | kA ² s |
| | | t = 8.3 ms | | 92 | |
| | | t = 10 ms | 100 % V_{RRM} reapplied | 72 | |
| | | t = 8.3 ms | | 66 | |
| Maximum $I^2\sqrt{t}$ for fusing | $I^2\sqrt{t}$ | t = 0.1 to 10 ms, no voltage reapplied | | 1010 | kA ² √s |
| Slope resistance | r_f | $T_J = T_J$ maximum | | 0.6 | mΩ |
| Threshold voltage | $V_{F(T0)}$ | | | 0.83 | V |
| Maximum forward voltage drop | V_{FM} | $I_{pk} = 750$ A, $T_J = 25$ °C, $t_p = 10$ ms sinusoidal wave | | 1.33 | |

| THERMAL AND MECHANICAL SPECIFICATIONS | | | | | |
|--|----------------|---|--|-----------------|---------------------|
| PARAMETER | SYMBOL | TEST CONDITIONS | | VALUES | UNITS |
| Maximum junction operating and storage temperature range | T_J, T_{Stg} | | | - 40 to 180 | °C |
| Maximum thermal resistance, junction to case | R_{thJC} | DC operation | | 0.18 | K/W |
| Maximum thermal resistance, case to heatsink | R_{thCS} | Mounting surface, smooth, flat and greased | | 0.8 | |
| Maximum allowed mounting torque + 0 - 20 % | | Not lubricated threads | | 37 (330) | N · m (lbf · in) |
| | | Lubricated threads | | 28 (250) | |
| Approximate weight | | | | 250 | g |
| Case style | | See dimensions - link at the end of datasheet | | DO-205AB (DO-9) | |

| ΔR_{thJC} CONDUCTION | | | | |
|------------------------------|-----------------------|------------------------|---------------------|-------|
| CONDUCTION ANGLE | SINUSOIDAL CONDUCTION | RECTANGULAR CONDUCTION | TEST CONDITIONS | UNITS |
| 180° | 0.019 | 0.015 | $T_J = T_J$ maximum | K/W |
| 120° | 0.023 | 0.025 | | |
| 90° | 0.030 | 0.034 | | |
| 60° | 0.045 | 0.047 | | |
| 30° | 0.076 | 0.076 | | |

Note

- The table above shows the increment of thermal resistance R_{thJC} when devices operate at different conduction angles than DC



240U(R).. Series

Standard Recovery Diodes Vishay High Power Products (Stud Version), 320 A

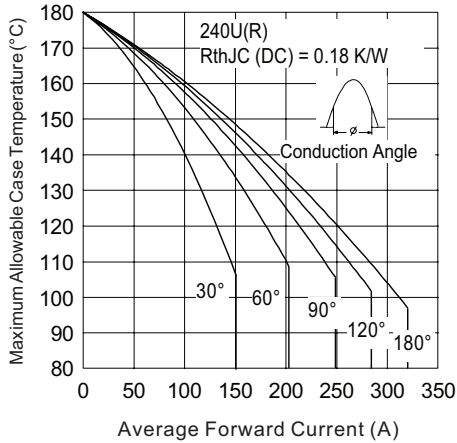


Fig. 1 - Current Ratings Characteristics

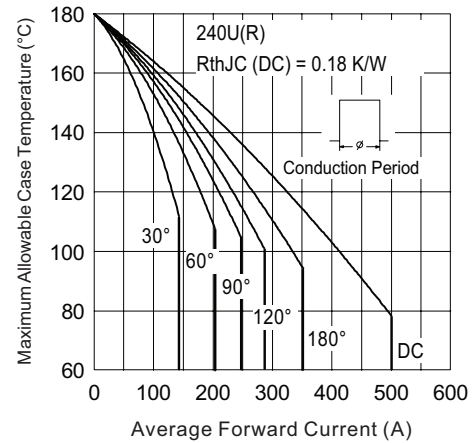


Fig. 2 - Current Ratings Characteristics

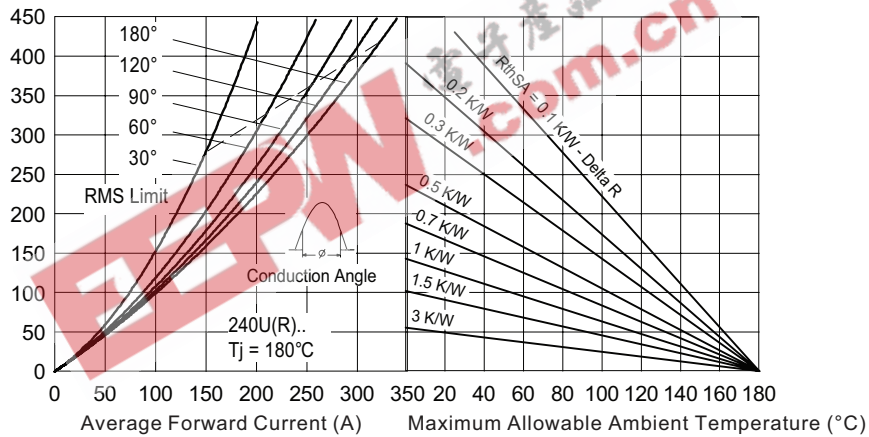


Fig. 3 - Forward Power Loss Characteristics

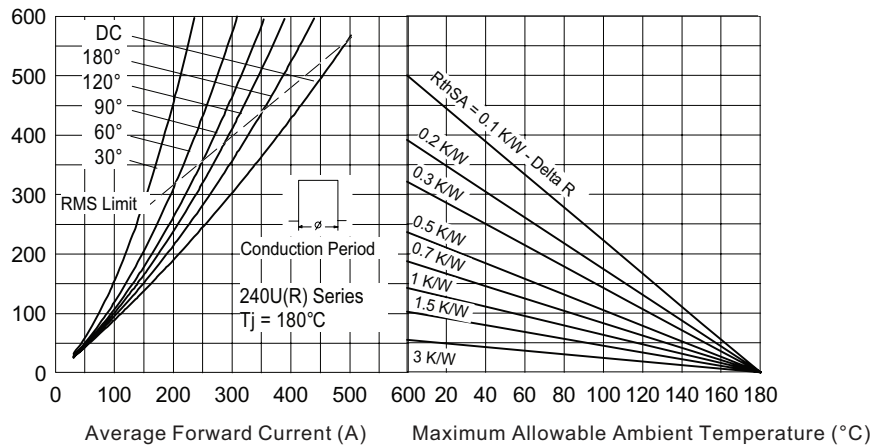


Fig. 4 - Forward Power Loss Characteristics

240U(R).. Series



Vishay High Power Products Standard Recovery Diodes (Stud Version), 320 A

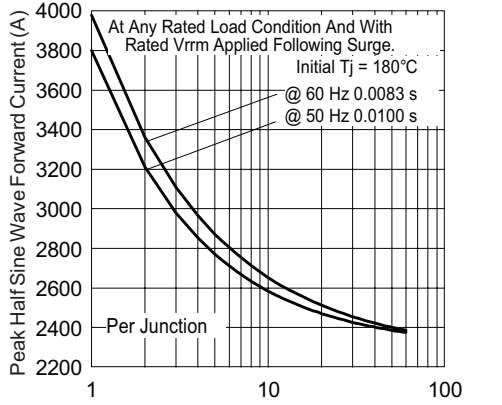


Fig. 5 - Maximum Non-Repetitive Surge Current

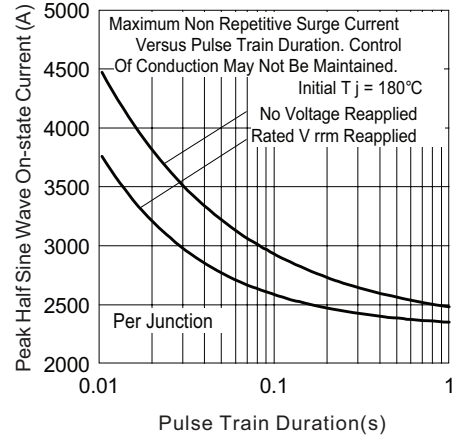


Fig. 6 - Maximum Non-Repetitive Surge Current

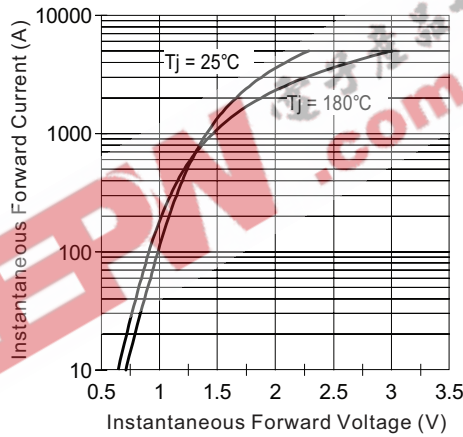


Fig. 7 - Forward Voltage Drop Characteristics

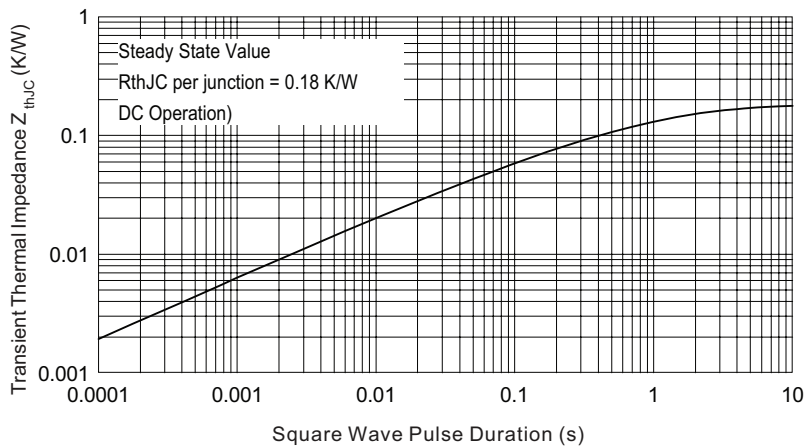


Fig. 8 - Thermal Impedance Z_{thJC} Characteristic



240U(R).. Series

Standard Recovery Diodes Vishay High Power Products
(Stud Version), 320 A

ORDERING INFORMATION TABLE

| | | | | | | |
|-------------|-----------|----------|----------|----------|------------|----------|
| Device code | 24 | 0 | U | R | 120 | D |
| | ① | ② | ③ | ④ | ⑤ | ⑥ |

- 1** - 24 = Essential part number
- 2** - 0 = Standard device
- 3** - U = Stud normal polarity (cathode to stud)
- 4** -
 - None = Stud normal polarity (cathode to stud)
 - R = Stud reverse polarity (anode to stud)
- 5** - Voltage code x 10 = V_{RRM} (see Voltage Ratings table)
- 6** - Diffused diode

Note = For metric device M16 x 1.5 contact factory

| LINKS TO RELATED DOCUMENTS | |
|----------------------------|---|
| Dimensions | http://www.vishay.com/doc?95317 |



Disclaimer

All product specifications and data are subject to change without notice.

Vishay Intertechnology, Inc., its affiliates, agents, and employees, and all persons acting on its or their behalf (collectively, "Vishay"), disclaim any and all liability for any errors, inaccuracies or incompleteness contained herein or in any other disclosure relating to any product.

Vishay disclaims any and all liability arising out of the use or application of any product described herein or of any information provided herein to the maximum extent permitted by law. The product specifications do not expand or otherwise modify Vishay's terms and conditions of purchase, including but not limited to the warranty expressed therein, which apply to these products.

No license, express or implied, by estoppel or otherwise, to any intellectual property rights is granted by this document or by any conduct of Vishay.

The products shown herein are not designed for use in medical, life-saving, or life-sustaining applications unless otherwise expressly indicated. Customers using or selling Vishay products not expressly indicated for use in such applications do so entirely at their own risk and agree to fully indemnify Vishay for any damages arising or resulting from such use or sale. Please contact authorized Vishay personnel to obtain written terms and conditions regarding products designed for such applications.

Product names and markings noted herein may be trademarks of their respective owners.