

Axial Lead and Cartridge Fuses

Designed to IEC Standard

RoHS **Pb** **5 x 20 mm** Fast-Acting Fuse 217P Series




- Designed to International (IEC) Standards for use globally.
- Meets the IEC 60127-2, Sheet 2 specification for Fast-Acting Fuses.
- Available in Cartridge and Axial Lead Form.
- Available in ratings of 0.032 to 15 amperes.
- RoHS Compliant and Lead-Free

ELECTRICAL CHARACTERISTICS:

| % of Ampere Rating | Ampere Rating | Opening Time |
|--------------------|---------------|---|
| 150% | .032–6.3 | 60 minutes, Minimum |
| | 8-15 | 30 minutes, Minimum |
| 210% | .032-15 | 30 minutes, Maximum |
| 275% | .032–.100 | 0.01 sec., Min. ; .5 sec. Max. |
| | .125–15 | 0.05 sec., Min. ; 2 sec. Max. |
| 400% | .032–.100 | .003 sec., Min. ; 0.1 sec. Max. |
| | .125–6.3 | .01 sec., Min. ; 0.3 sec. Max. |
| | 8 - 15 | .01 sec., Min. ; 0.4 sec. Max. |
| 1000% | .032–6.3 | .02 second, Maximum |
| | 8-15 | .04 second, Maximum |

INTERRUPTING RATING: 35 amperes or 10 x rated current; (whichever is greater) to a maximum 100 amperes @ 250VAC, unity Power Factor.



ENVIRONMENTAL SPECIFICATIONS:

- Operating temperature:** -55°C to 125°C
- Thermal Shock:** MIL-STD-202F Method 107G, Test Condition B: (5 cycles -65°C to +125°C)
- Vibration:** MIL-STD-202F Method 201A
- Humidity:** MIL-STD-202F Method 103B, Test Condition A. high relative humidity (95%) and elevated temperature (40°C) for 240 hours.
- Salt Spray:** MIL-STD-202F Method 101D, Test Condition B

PHYSICAL SPECIFICATIONS:

- Material:** Body: Glass
Cap: Nickel Plated Brass
Leads: Tin Plated Copper
- Terminal Strength:** MIL-STD-202F Method 211A, Test Condition A
- Solderability:** Reference IEC 60127 Second Edition 2003-01 Annex A
Terminal strength: MIL-STD-202F Method 211A, Test Condition A
- Product Marking:** Cap 1: current and voltage rating.
Cap 2: Agency approval markings.
- Packaging:** Available in Bulk (V=5, H=100, M=1000 pcs/pkg) or on Tape/Reel (MRET1=1000 pcs/reel).

ORDERING INFORMATION:

| Cartridge Catalog Number | Ampere Rating | Voltage Rating | Nominal Resistance Cold Ohms | Nominal Melting I ² t A ² Sec. |
|--------------------------|---------------|----------------|------------------------------|--|
| 217.032P | .032 | 250 | 262.2 | 0.000060 |
| 217.040P | .040 | 250 | 183.2 | 0.000085 |
| 217.050P | .050 | 250 | 15.20 | 0.000190 |
| 217.063P | .063 | 250 | 10.45 | 0.000555 |
| 217.080P | .080 | 250 | 7.890 | 0.000828 |
| 217.100P | .100 | 250 | 5.775 | 0.00450 |
| 217.125P | .125 | 250 | 3.820 | 0.00477 |
| 217.160P | .160 | 250 | 2.525 | 0.010 |
| 217.200P | .200 | 250 | 1.700 | 0.024 |
| 217.250P | .250 | 250 | 1.233 | 0.042 |
| 217.315P | .315 | 250 | 0.894 | 0.112 |
| 217.400P | .400 | 250 | 0.277 | 0.127 |
| 217.500P | .500 | 250 | 0.207 | 0.219 |
| 217.630P | .630 | 250 | 0.190 | 0.409 |
| 217.800P | .800 | 250 | 0.120 | 0.847 |
| 217 001.P | 1 | 250 | 0.096 | 1.042 |
| 217 1.25P | 1.25 | 250 | 0.070 | 2.230 |
| 217 01.6P | 1.6 | 250 | 0.053 | 4.616 |
| 217 002P | 2 | 250 | 0.042 | 5.726 |
| 217 02.5P | 2.5 | 250 | 0.033 | 9.460 |
| 217 3.15P | 3.15 | 250 | 0.022 | 17.722 |
| 217 004.P | 4 | 250 | 0.016 | 29.164 |
| 217 005.P | 5 | 250 | 0.014 | 42.796 |
| 217 06.3P | 6.3 | 250 | 0.009 | 62.466 |
| 217 008.P | 8* | 250 | 0.007 | 198.158 |
| 217 010.P | 10* | 250 | 0.006 | 217.633 |
| 217 015.P | 15* | 250 | 0.004 | 607.133 |

Axial Lead and Cartridge Fuses

Designed to IEC Standard

RoHS **Pb** **5 x 20 mm** Fast-Acting Fuse 217P Series

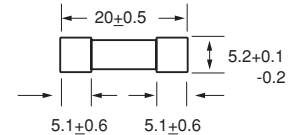


Agency Approvals

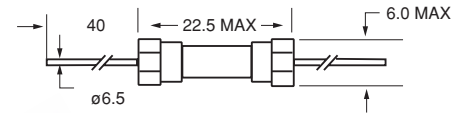
| Agency Approvals | | Ampere Range |
|------------------|--|---|
| | Cartridge NBK120802-E10480 A&C Leaded NBK120802-E10480 B&D | 1A – 15A |
| | Certificate No. 2002010207007600 2002010207007599 | 32mA – 800mA 1A – 6.3A |
| | Certificate No. SU05001-3004 SU05001-2005 SU05001-2006 SU05001-2007 | 32mA – 40mA 50mA – 315mA 400mA – 6.3A 8A & 10A |
| | Recognised File No. E10480 Guide No. JDYX2 | 32mA – 6.3A |
| | File No. 029862 Acc. Class No. LR1422-30 | |
| | Licence No. KM41462 | 400mA – 6.3A |
| | File No. 9848103, 9931059 304518 & 304555 | 32mA – 6.3A |
| | Licence No. 40014645 | 32mA – 8A, 10A* |
| | Licence No. 40016647 | 15A 32mA – 15A |

*Approval for cartridge versions only

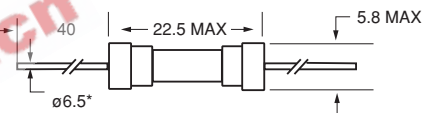
0217 000P



0217.032 XEP
to
0217.315 XEP



0217.400 XEP
to
0217015 XEP



All dimensions in mm

Notes:
* Ratings above 6.3A
have 0.8 mm dia lead

Average Time Current Curves

