

# Axial Lead and Cartridge Fuses

Designed to IEC Standard

**RoHS** **Pb** **5 x 20 mm** Time Lag Fuse (Slo-Blo®) Fuse 218P Series




- Designed to International (IEC) Standards for use globally.
- Meets the IEC 60127-2, Sheet 3 specification for Time Lag Fuses.
- Available in Cartridge and Axial Lead Form.
- Available in ratings of 0.032 to 15 amperes.
- RoHS compliant and Lead-Free

### ELECTRICAL CHARACTERISTICS (218 Series):

% of Ampere Rating	Ampere Rating	Opening Time
150%	.032–6.3	60 minutes, <b>Minimum</b>
	8 - 15	30 minutes, <b>Minimum</b>
210%	.032–15	2 minutes, <b>Maximum</b>
275%	.032–.100	0.2 sec., <b>Min.</b> ; 10 sec. <b>Max.</b>
	.125–15	0.6 sec., <b>Min.</b> ; 10 sec. <b>Max.</b>
400%	.032–.100	.04 sec., <b>Min.</b> ; 3 sec. <b>Max.</b>
	.125–15	.15 sec., <b>Min.</b> ; 3 sec. <b>Max.</b>
1000%	.032–.100	.01 sec., <b>Min.</b> ; 0.3 sec. <b>Max.</b>
	.125–15	0.02 sec., <b>Min.</b> ; 0.3 sec. <b>Max.</b>

**INTERRUPTING RATINGS:** 35 amperes or 10 x rated current; (whichever is greater) to a maximum 100A @ 250 VAC, unity power factor.



### ENVIRONMENTAL SPECIFICATIONS:

- Operating temperature:** -55°C to 125°C
- Thermal Shock:** MIL-STD-202F Method 107G, Test Condition B: (5 cycles -65°C to +125°C)
- Vibration:** MIL-STD-202F Method 201A
- Humidity:** MIL-STD-202F Method 103B, Test Condition A. high relative humidity (95%) and elevated temperature (40°C) for 240 hours.
- Salt Spray:** MIL-STD-202F Method 101D, Test Condition B

### PHYSICAL SPECIFICATIONS:

- Material:** Body: Glass  
Cap: Nickel Plated Brass  
Leads: Tin Plated Copper
- Terminal Strength:** MIL-STD-202F Method 211A, Test Condition A
- Solderability:** Reference IEC 60127 Second Edition 2003-01 Annex A
- Terminal strength:** MIL-STD-202F Method 211A, Test Condition A
- Product Marking:** Cap 1: current and voltage rating.  
Cap 2: Agency approval markings.
- Packaging:** Available in Bulk (V=5, H=100, M=1000 pcs/pkg) or on Tape/Reel (MRET1=1000 pcs/reel).

### ORDERING INFORMATION:

Cartridge Catalog Number	Ampere Rating	Voltage Rating	Nominal Resistance Cold Ohms	Nominal Melting Pt A°Sec.
218.032P	.032	250	58.45	0.00297
218.040P	.040	250	35.70	0.00536
218.050P	.050	250	23.30	0.00691
218.063P	.063	250	17.65	0.01169
218.080P	.080	250	12.6	0.0258
218.100P	.100	250	8.905	0.0482
218.125P	.125	250	4.200	0.146
218.160P	.160	250	2.55	0.219
218.200P	.200	250	1.60	0.341
218.250P	.250	250	1.05	0.540
218.315P	.315	250	0.848	1.110
218.400P	.400	250	0.535	1.324
218.500P	.500	250	0.370	2.824
218.630P	.630	250	0.275	4.674
218.800P	.800	250	0.081	3.37
218 001.P	1	250	0.061	6.73
218 1.25P	1.25	250	0.045	12.62
218 01.6P	1.6	250	0.034	23.224
218 002.P	2	250	0.029	14.412
218 02.5P	2.5	250	0.022	23.224
218 3.15P	3.15	250	0.017	38.171
218 004.P	4	250	0.013	69.088
218 005.P	5	250	0.010	111.008
218 06.3P	6.3	250	0.0076	198.645
218 008.P	8	250	0.0059	341.299
218 010.P	10	250	0.0045	567.696
218 015.P	15	250	0.0030	1403.661

# Axial Lead and Cartridge Fuses

Designed to IEC Standard

**RoHS** **Pb** **5 x 20 mm** Time Lag Fuse (Slo-Blo®) Fuse 218P Series

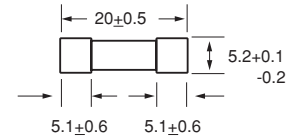


## Agency Approvals

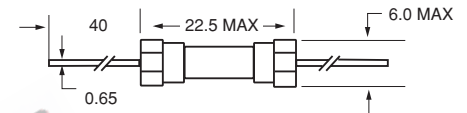
Agency Approvals		Ampere Range
	Certificate No. Cartridge NBK120802-E10480 A&C Leaded NBK120802-E10480 B&D	1A – 15A
	Certificate No. 2002010207007596 2002010207145715	32 – 630mA, 2-6.3A 800mA – 1.6A
	Certificate No. SU05001-3005 SU05001-2008 SU05001-2009	32mA – 40mA 50mA – 800mA 1A – 10A
	Recognised File No. E10480 Guide No. JDYX2	32mA – 15A
	File No. 029862 Acc. Class No. LR1422-30	
	Licence No. KM41462	80mA – 6.3A
	File No. 304650 9850004 416270 312377 501899 9843043	32mA-63mA 80mA, 100mA 125mA-250mA 315mA-630mA 800mA-1.6A 2A-6.3A
	Licence No. 40013496	32mA – 5A 6.3 - 10A*
	Licence No. 40016604	15A*
		32mA – 15A

\*Approval for cartridge versions only

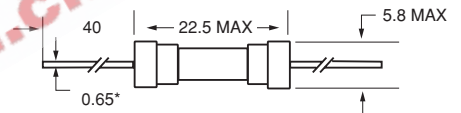
0218 000P



0218.032 XEP  
to  
0218.100XEP



0218.125 XEP  
to  
0218.15 XEP



All dimensions in mm

Notes:  
\* Ratings above 6.3A  
have 0.8 mm dia lead

## Average Time Current Curves

