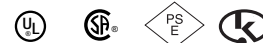


Axial Lead and Cartridge Fuses

Designed to UL/CSA Standards

RoHS **Pb** **5 x 20 mm** Time Lag Fuse (Slo-Blo®) Fuse 239 Series



- Designed to UL/CSA/ANCE 248 Standard.
- Available in Cartridge and Axial Lead Format.
- Available in ratings of 0.200 to 7 amperes.
- RoHS compliant and Lead-Free version available, add XP suffix to standard catalog number

ELECTRICAL CHARACTERISTICS:

| % of Ampere Rating | Opening Time |
|--------------------|--|
| 100% | 4 hours, Minimum |
| 135% | 1 hour, Maximum |
| 200% | 5 seconds, Min. ; 2 min., Max. |

INTERRUPTING RATING:

| | |
|-------------|---|
| 0.20-1A | 10,000 amperes at 125 VAC, 0.7-0.8 power factor 35 amperes at 250 VAC, 0.7-0.8 power factor |
| 1.25A-3.15A | 10,000 amperes at 125 VAC, 0.7-0.8 power factor 100 amperes at 250 VAC, 0.7-0.8 power factor |
| 4A-7A | 10,000 amperes at 125 VAC, 0.7-0.8 power factor |

ORDERING INFORMATION:

RoHS compliant and Lead-Free version available, add XP suffix to standard catalog number

| Catalog Number | Ampere Rating | Voltage Rating | Nominal Resistance Cold Ohms | Nominal Melting Pt A ² Sec. |
|----------------|---------------|----------------|------------------------------|--|
| 239.200 | .200 | 250 | 3.90 | 0.170 |
| 239.250 | .250 | 250 | 3.00 | 0.3508 |
| 239.300 | .300 | 250 | 2.25 | 0.630 |
| 239.400 | .400 | 250 | 1.46 | 1.53 |
| 239.500 | .500 | 250 | 0.865 | 2.04 |
| 239.600 | .600 | 250 | 0.688 | 2.48 |
| 239.700 | .700 | 250 | 0.550 | 4.23 |
| 239.750 | .750 | 250 | 0.453 | 5.57 |
| 239.800 | .800 | 250 | 0.403 | 7.77 |
| 239 001 | 1 | 250 | 0.313 | 11.60 |
| 239 1.25 | 1.25 | 250 | 0.200 | 20.05 |
| 239 01.6 | 1.60 | 250 | 0.122 | 31.25 |
| 239 002 | 2 | 250 | 0.0975 | 51.95 |
| 239 02.5 | 2.50 | 250 | 0.053 | 81.85 |
| 239 003 | 3 | 250 | 0.0480 | 133.0 |
| 239 3.15 | 3.15 | 250 | 0.0425 | 131.5 |
| 239 004 | 4 | 125 | 0.0313 | 278.0 |
| 239 005 | 5 | 125 | 0.0208 | 311.0 |
| 239 007 | 7 | 125 | 0.0114 | 314.0 |



ENVIRONMENTAL SPECIFICATIONS:

Operating temperature: -55°C to 125°C

Thermal Shock: MIL-STD-202F Method 107G, Test Condition B: (5 cycles -65°C to +125°C)

Vibration: MIL-STD-202F Method 201A

Humidity: MIL-STD-202F Method 103B, Test Condition A. high relative humidity (95%) and elevated temperature (40°C) for 240 hours.

Salt Spray: MIL-STD-202F Method 101D, Test Condition B

PHYSICAL SPECIFICATIONS:

Material: Body: Glass
Cap: Nickel Plated Brass
Leads: Tin Plated Copper

Terminal Strength: MIL-STD-202F Method 211A, Test Condition A

Solderability: Reference IEC 60127 Second Edition 2003-01 Annex A

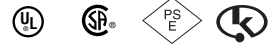
Product Marking: Cap 1: current and voltage rating.
Cap 2: Agency approval markings.

Packaging: Available in Bulk (v=5, H=100, M=1000 pcs/pkg) or on Tape/Reel (MRET1=1000 pcs/reel).

Axial Lead and Cartridge Fuses

Designed to UL/CSA Standards

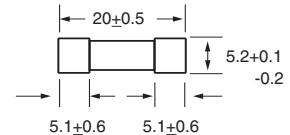
RoHS **Pb** **5 x 20 mm** Time Lag Fuse (Slo-Blo® Fuse) 239 Series



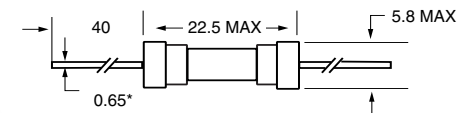
Agency Approvals

| Agency Approvals | | Ampere Range |
|------------------|------------------------------|---------------------|
| | Certificate No. Cartridge | |
| | NBK290502-E10480 G | 1A – 3A 250V 100A |
| | NBK280602-E10480 C | 4A & 5A 125V 10000A |
| | NBK290502-E10480 I Leaded | 7A 125V 500A |
| | NBK290502-E10480 H | 1A – 3A 250V 100A |
| | NBK280602-E10480 D | 4A & 5A 125V 10000A |
| | NBK290502-E10480 J | 7A 125V 500A |
| | Certificate No. SU05001-2004 | 200mA – 3.15A |
| | SU05001-2014 | 4A – 7A |
| | Listed File No. E10480 | 200mA – 7A |
| | Guide No. JDYX | |
| | File No. 029862 | |
| | Cert. Class No. LR1422-01 | |
| | | |

0239 000¹



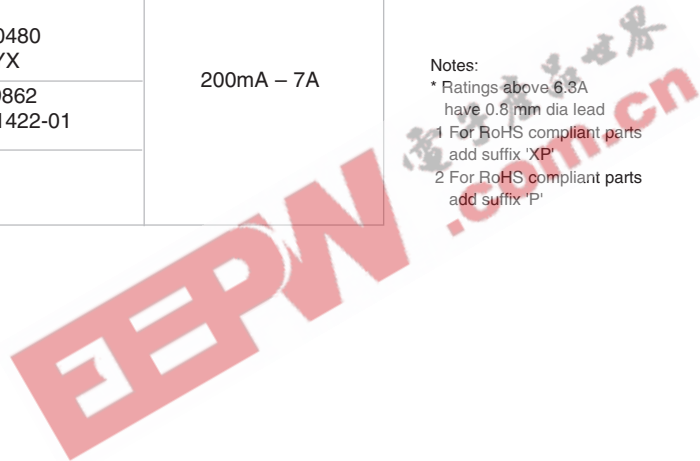
0239 000XE²



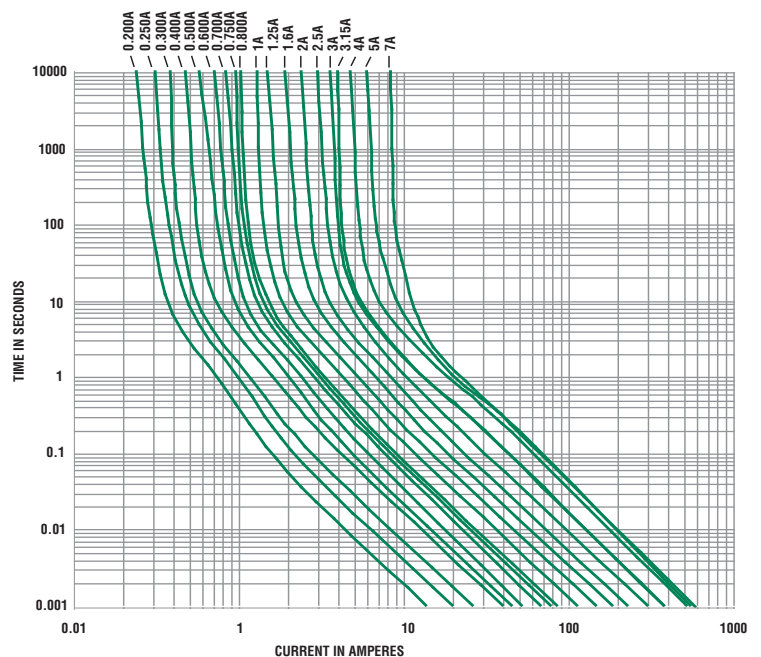
All dimensions in mm

Notes:

- * Ratings above 6.3A have 0.8 mm dia lead
- 1 For RoHS compliant parts add suffix 'XP'
- 2 For RoHS compliant parts add suffix 'P'



Average Time Current Curves



11
AXIAL LEAD AND CARTRIDGE FUSES