


## Series 310 / 410

PCB connectors 2.54 mm  
Single row / double row  
Surface mount






### Receptacles, surface mount

Accept pins  $\varnothing$  0.40–0.56 mm

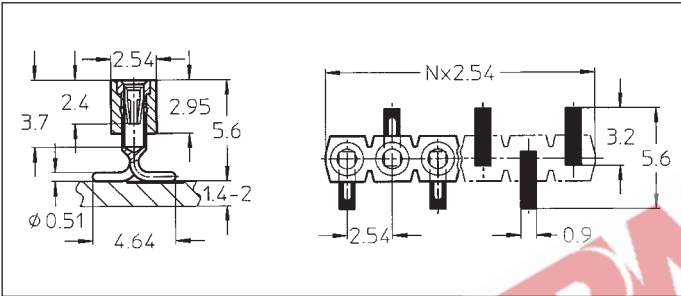


For corresponding pin connectors see pages 43 to 46

Platings	Sleeve 	Clip 	Pin 
91	5 $\mu$ m Sn Pb	0.25 $\mu$ m Au	
93	5 $\mu$ m Sn Pb	0.75 $\mu$ m Au	
97	5 $\mu$ m Sn Pb	Goldflash	
99	5 $\mu$ m Sn Pb	5 $\mu$ m Sn Pb	

### Ordering information

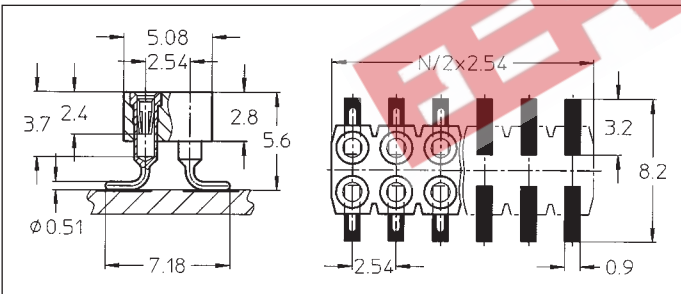
Replace **xx** with the number of poles, e.g. 410-91-**2xx**-41-105 for a double row version with 8 pins per row becomes: 410-91-**216**-41-105



- 310-91-1xx-41-105
- 310-93-1xx-41-105
- 310-97-1xx-41-105
- 310-99-1xx-41-105

SMD receptacle: single row, perpendicular mount

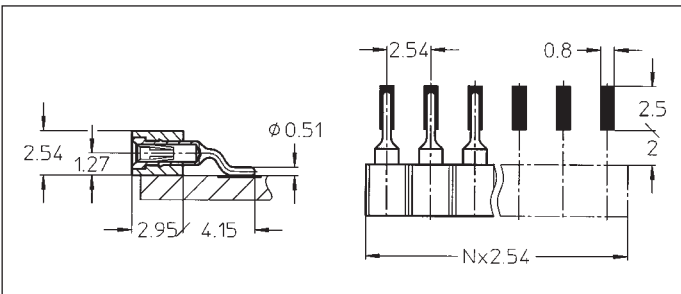
Availability from: 3 to 64 contacts  
Standard number of contacts 5, 6, 8, 10, 14, 16, 20, 21, 25, 30, 32, 48, 56, 60, 64



- 410-91-2xx-41-105
- 410-93-2xx-41-105
- 410-97-2xx-41-105
- 410-99-2xx-41-105

SMD receptacle: double row, perpendicular mount

Availability from: 4 to 72 contacts  
Standard number of contacts 40, 44, 56, 64, 72



- 310-91-1xx-41-205
- 310-93-1xx-41-205
- 310-97-1xx-41-205
- 310-99-1xx-41-205

SMD receptacle: single row, parallel mount

Availability from: 1 to 64 contacts  
Standard number of contacts 5, 6, 8, 10, 14, 16, 20, 21, 25, 30, 32, 48, 56, 60, 64