

Features

- Twin structure of 4117 type.
- Small size, light weight.
- Low coil power consumption.
- PC board mounting.

Ordering Information

4117-2 2C S 12VDC

1 2 3 4

1 Part number: 4117-2

3 Enclosure: S: Sealed type; Z: Dust cover

2 Contact arrangement: 2A:2A; 2C:2C;
2U:2U; 2W:2W

4 Coil rated Voltage(V): DC:3,5,6,9,12,18,24

Contact Data

Contact Arrangement	2A (DPSTNO), 2C (DPDT(B-M)), 2U (DPSTNODM), 2W (DPDTNC-NO)		
Contact Material	AgNi Ag·SnO ₂ AgCdO		
Contact Rating (resistive)	2A、2C: 10A/120VAC,28VDC ; 2U、2W: 2×10A/120VAC, 28VDC		
Max. Switching Power	280W 1200VA		
Max. Switching Voltage	75VDC 380VAC		
Contact Resistance or Voltage drop	≤50mΩ		Max. Switching Current:10A
Operation life	Electrical	10 ⁵	Item 3.12 of IEC255-7
	Mechanical	10 ⁷	Item 3.30 of IEC255-7
			Item 3.31 of IEC255-7

Coil Parameter

Dash numbers	Coil voltage VDC		Coil resistance Ω±10%	Pickup voltage VDC(max) (75%of rated voltage)	release voltage VDC(min) (10% of rated voltage)	Coil power consumption W	Operate Time ms	Release Time ms
	Rated	Max.						
003-1000	3	3.9	9×2	2.25	0.3	2×1.0	≤10	≤5
005-1000	5	6.5	25×2	3.75	0.5			
006-1000	6	7.8	36×2	4.50	0.6			
009-1000	9	11.7	85×2	6.75	0.9			
012-1000	12	15.6	145×2	9.00	1.2			
018-1000	18	23.4	324×2	13.5	1.8			
024-1000	24	31.2	576×2	18.0	2.4			

CAUTION: 1.The use of any coil voltage less than the rated coil voltage will compromise the operation of the relay.
2.Pickup and release voltage are for test purposes only and are not to be used as design criteria.

Ambient Temperature
Relative Humidity
Mass

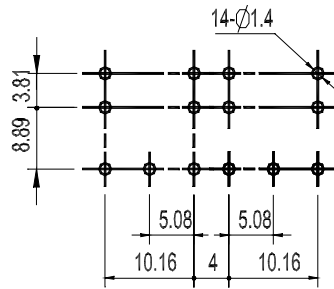
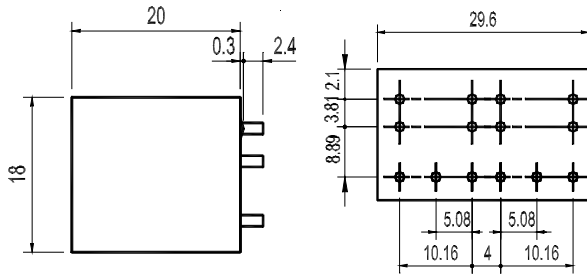
-40~85℃
85% (at 40℃)
20g

IEC68-2-3Test Ca

Qualification inspection:

Perform the qualification test as specified in the table IV of IEC255-19-1 and minimum sample size 24.

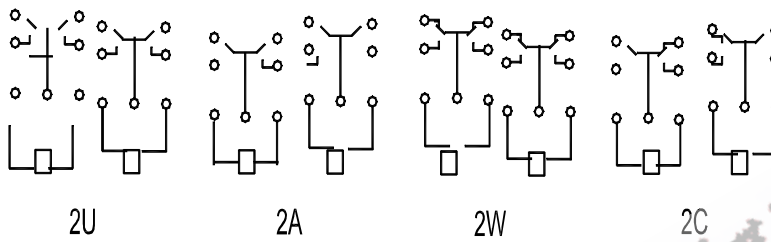
Dimensions (Unit: mm)



mm	inch
0.3	0.012
1.4	0.055
2.1	0.083
2.4	0.094
3.81	0.150
4.0	0.157
5.08	0.200
8.89	0.350
10.16	0.400
18	0.709
20	0.787
29.6	1.165

Dimensions

Mounting (Bottom views)



Wiring diagram (Bottom views)

NOTES 1). Dimensions are in millimeter.

2). Inch equivalents are given for general information only.

Reference Data

