


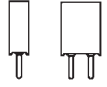
Series 800

PCB connectors 2.54 mm
Single row / double row
Solder tail






Receptacles, solder tail

Accept square pins \square 0.635 mm
and round pins \varnothing 0.70–0.80 mm



For corresponding pin connectors see pages 30 to 35

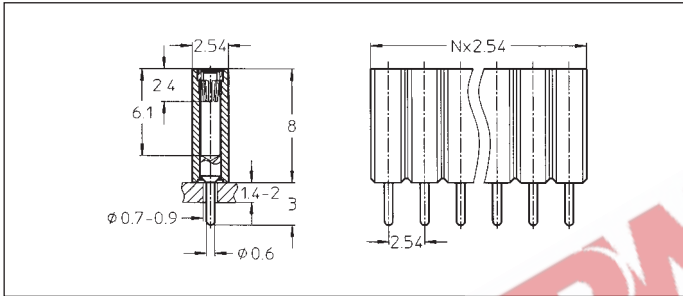
Platings	Sleeve 	Clip 	Pin 
91	5 μ m Sn Pb	0.25 μ m Au	
93	5 μ m Sn Pb	0.75 μ m Au	
99	5 μ m Sn Pb	5 μ m Sn Pb	

Ordering information

Replace **xxx** with the number of poles, e.g. 803-91-**xxx**-10-003
for a double row version with 8 pins per row becomes:
803-91-**016**-10-003

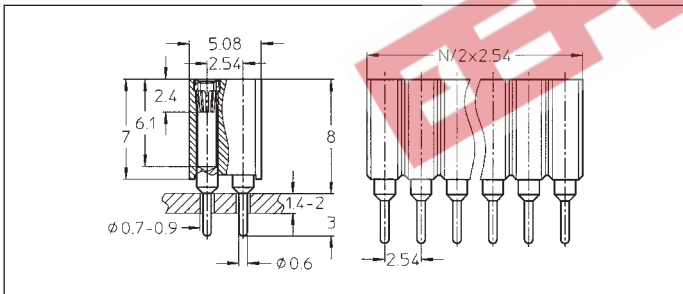
Option:

Triple row on request



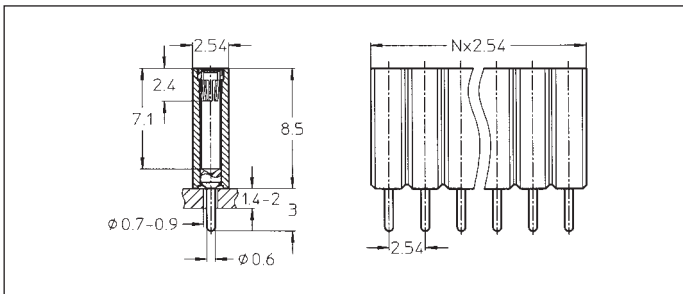
- 801-91-xxx-10-003
- 801-93-xxx-10-003
- 801-99-xxx-10-003

Straight receptacle height 8 mm:
solder tail, single row
Availability from: 1 to 36 contacts
Standard number of contacts 36



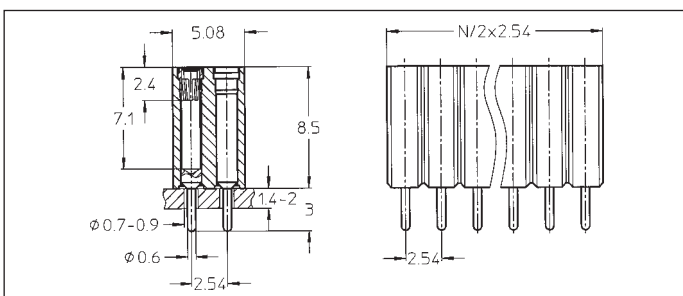
- 803-91-xxx-10-003
- 803-93-xxx-10-003
- 803-99-xxx-10-003

Straight receptacle height 8 mm:
solder tail, double row
Availability from: 4 to 100
contacts
Standard number of contacts 72
and 100



- 801-91-xxx-10-005
- 801-93-xxx-10-005
- 801-99-xxx-10-005

Straight receptacle height
8.5 mm: solder tail, single row
Availability from: 1 to 36 contacts
Standard number of contacts 36



- 803-91-xxx-10-005
- 803-93-xxx-10-005
- 803-99-xxx-10-005

Straight receptacle height
8.5 mm: solder tail, double row
Availability from: 4 to 100
contacts
Standard number of contacts 100