


Series 800

PCB connectors 2.54 mm

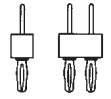
Single row / double row

Press-fit



Pin connectors, press-fit




Pin connectors with screw-machined pin $\varnothing 0.76$ mm



With compliant pin for solderless mount into PCB plated-thru holes $\varnothing 1$ mm +0.09/-0.06 mm

For corresponding connectors see pages 22 to 29

New version with modified eye of the needle pin

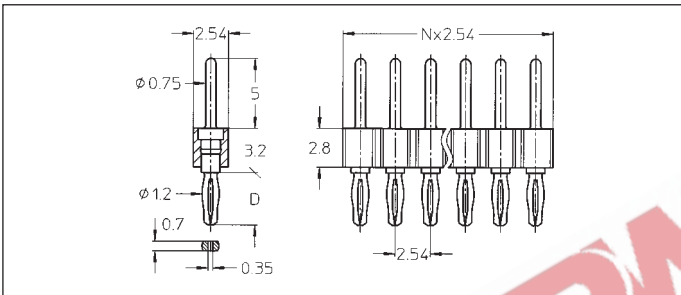
Platings	Sleeve 	Clip 	Pin 
10 90			0.25 μ m Au 5 μ m Sn Pb

Ordering information

Replace **xxx** with the number of poles, e.g. 802-10-**xxx**-65-001 for a double row version with 8 pins per row becomes:

802-10-**016**-65-001

(Older versions 800/802-...-61/62-001 please consult)



for PCB thickness 1.5 to 2.0 mm $D = 2.80$ mm

800-10-xxx-65-001

800-90-xxx-65-001

for PCB thickness 2.1 to 3.2 mm $D = 3.80$ mm

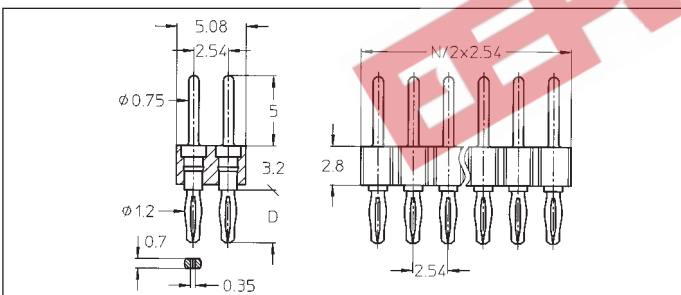
800-10-xxx-66-001

800-90-xxx-66-001

Press-fit pin connector: single row

Availability from: 1 to 64 contacts
Standard number of contacts 5, 6, 8, 10, 14, 16, 20, 21, 25, 30, 32, 48, 56, 60, 64

New version with modified eye of the needle pin



for PCB thickness 1.5 to 2.0 mm $D = 2.80$ mm

802-10-xxx-65-001

802-90-xxx-65-001

for PCB thickness 2.1 to 3.2 mm $D = 3.80$ mm

802-10-xxx-66-001

802-90-xxx-66-001

Press-fit pin connector: double row

Availability from: 4 to 72 contacts
Standard number of contacts 40, 44, 56, 64, 72

New version with modified eye of the needle pin