

### Pin connectors, solder tail

Screw-machined pins  $\varnothing$  0.76 mm



For corresponding receptacles see pages 22 to 29




### New:

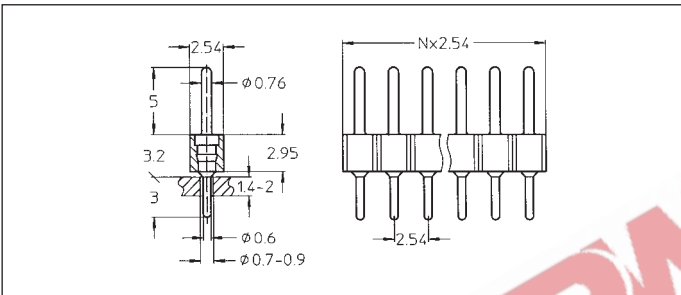
Pin connectors with selective plated precision screw machined pin, plating code Z1.

Connecting side 1: gold plated  
soldering/PCB side 2: tin plated

### Ordering information

Replace **xx** with the number of poles, e.g. 802-10-**0xx**-10-001 for a double row version with 8 pins per row becomes:  
802-10-**016**-10-001

Platings	Sleeve 	Clip 	Pin 
10 90 Z1			0.25 $\mu$ m Au 5 $\mu$ m Sn Pb 1: 0.25 $\mu$ m Au 2: 5 $\mu$ m Sn Pb

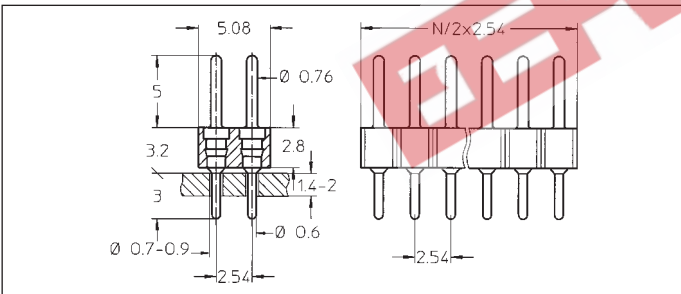


- 800-10-0xx-10-001
- 800-90-0xx-10-001
- 800-Z1-0xx-10-001

Straight pin connector: solder tail, single row

Availability from: 1 to 64 contacts  
Standard number of contacts 5, 6, 8, 10, 14, 16, 20, 21, 25, 30, 32, 48, 56, 60, 64

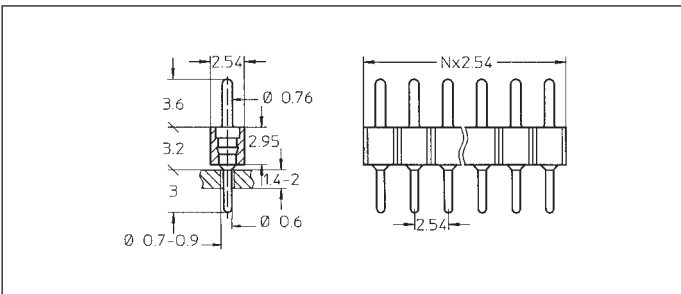
Option  
On request with clinched (right/left) solder tails



- 802-10-0xx-10-001
- 802-90-0xx-10-001
- 802-Z1-0xx-10-001

Straight pin connector: solder tail, double row

Availability from: 4 to 72 contacts  
Standard number of contacts 40, 44, 56, 64, 72

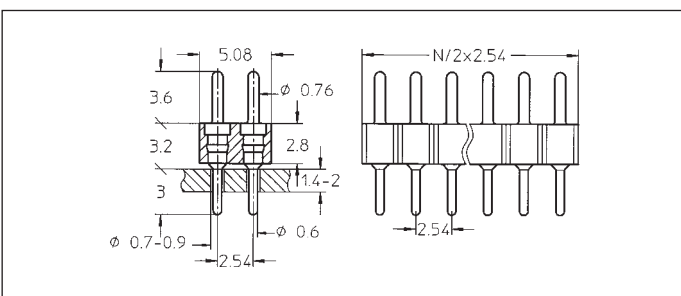


- 800-10-0xx-10-002
- 800-90-0xx-10-002
- 800-Z1-0xx-10-002

Straight pin connector: solder tail, single row, short pin

Availability from: 1 to 64 contacts  
Standard number of contacts 5, 6, 8, 10, 14, 16, 20, 21, 25, 30, 32, 48, 56, 60, 64

Option  
On request with clinched (right/left) solder tails



- 802-10-0xx-10-002
- 802-90-0xx-10-002
- 802-Z1-0xx-10-002

Straight pin connector: solder tail, double row, short pin

Availability from: 4 to 72 contacts  
Standard number of contacts 40, 44, 56, 64, 72