


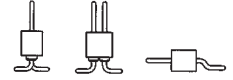
## Series 800

PCB connectors 2.54 mm  
Single row / double row  
Surface mount






### Pin connectors, surface mount

Screw-machined pins  $\varnothing$  0.76 mm  
For corresponding receptacles see pages 22 to 29



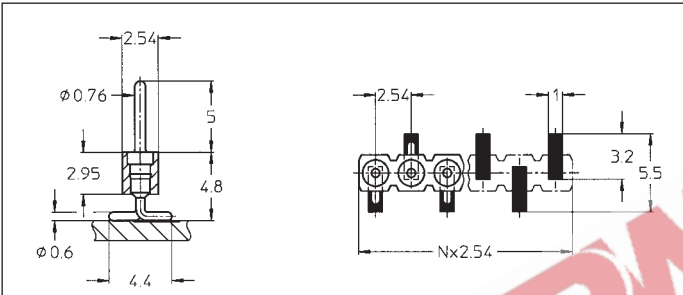
### New:

Pin connectors with selective plated precision screw machined pin, plating code Z1.  
Connecting side 1: gold plated  
soldering/PCB side 2: tin plated

Platings	Sleeve 	Clip 	Pin 
10 90 Z1			0.25 $\mu$ m Au 5 $\mu$ m Sn Pb 1: 0.25 $\mu$ m Au 2: 5 $\mu$ m Sn Pb

### Ordering information

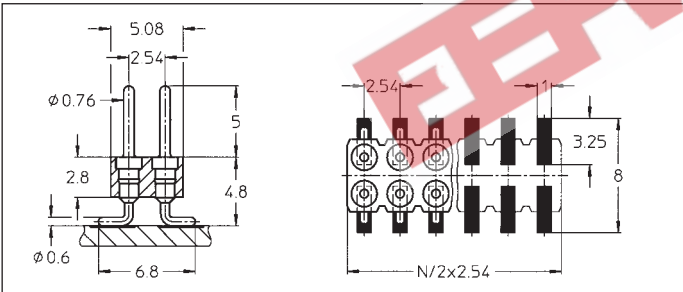
Replace **xx** with the number of poles, e.g. 802-10-**0xx**-30-001 for a double row version with 8 pins per row becomes: 802-10-**016**-30-001



- 800-10-0xx-30-001
- 800-90-0xx-30-001
- 800-Z1-0xx-30-001

SMD pin connector: single row, perpendicular mount

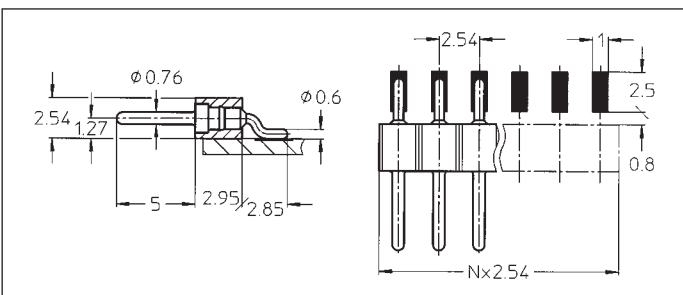
Availability from: 3 to 64 contacts  
Standard number of contacts 5, 6, 8, 10, 14, 16, 20, 21, 25, 30, 32, 48, 56, 60, 64



- 802-10-0xx-30-001
- 802-90-0xx-30-001
- 802-Z1-0xx-30-001

SMD pin connector: double row, perpendicular mount

Availability from: 4 to 72 contacts  
Standard number of contacts 40, 44, 56, 64, 72



- 800-10-0xx-40-001
- 800-90-0xx-40-001
- 800-Z1-0xx-40-001

SMD pin connector: single row, parallel mount

Availability from: 2 to 64 contacts  
Standard number of contacts 5, 6, 8, 10, 14, 16, 20, 21, 25, 30, 32, 48, 56, 60, 64