

# 2.00mm (0.079") PITCH CONNECTOR

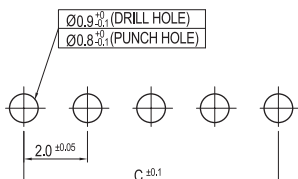
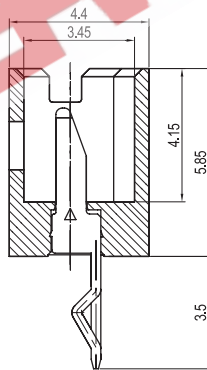
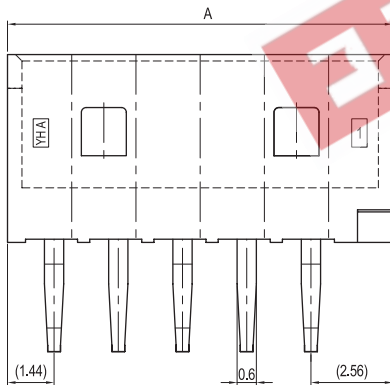
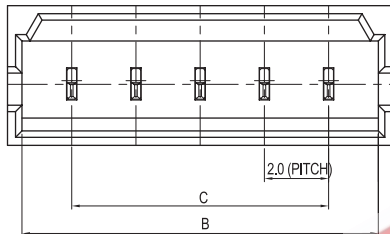
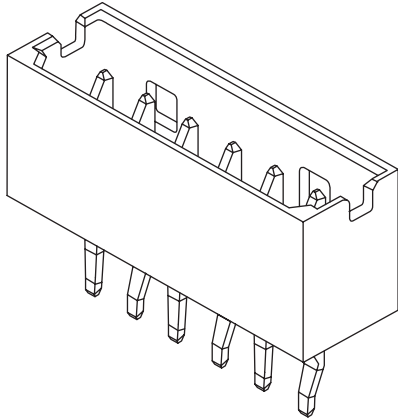


Wire-to-Board  
Wafer

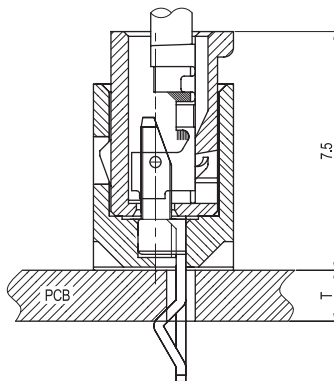
20017WS Series

DIP

Straight



P.C.B LAYOUT



P.C.B ASS'Y

## Material

I/NO	DESCRIPTION	TITLE	MATERIAL
1	HOUSING	20017WS	PA66, UL 94V Grade
2	PIN	20017PS	Brass & Tin Plated

## Available Pin

PARTS NO.	DIM. A	DIM. B	DIM. C
20017WS-02A00	6.0	5.1	2.0
20017WS-03A00	8.0	7.1	4.0
20017WS-04A00	10.0	9.1	6.0
20017WS-05A00	12.0	11.1	8.0
20017WS-06A00	14.0	13.1	10.0
20017WS-07A00	16.0	15.1	12.0
20017WS-08A00	18.0	17.1	14.0
20017WS-09A00	20.0	19.1	16.0
20017WS-10A00	22.0	21.1	18.0
20017WS-11A00	24.0	23.1	20.0
20017WS-12A00	26.0	25.1	22.0
20017WS-13A00	28.0	27.1	24.0
20017WS-14A00	30.0	29.1	26.0
20017WS-15A00	32.0	31.1	28.0

## Specification

ITEM	SPEC
Voltage Rating	AC/DC 125V
Current Rating	AC/DC 2A
Operating Temperature	-25°C~+85°C
Contact Resistance	30mΩ MAX
Withstanding Voltage	AC500V/1min
Insulation Resistance	1000MΩ MIN
Applicable Wire	-
Applicable P.C.B	1.2~1.6mm
Applicable FPC/FFC	-
Solder Height	-
Crimp Tensile Strength	-
UL FILE NO	-