



#### PCB "Zero profile" receptacles

Accept pins  $\varnothing$  0.40–0.56 mm



Single receptacle contacts for solder mount into PCB, supplied on disposable carriers.




For corresponding pin connectors see pages 43 to 46

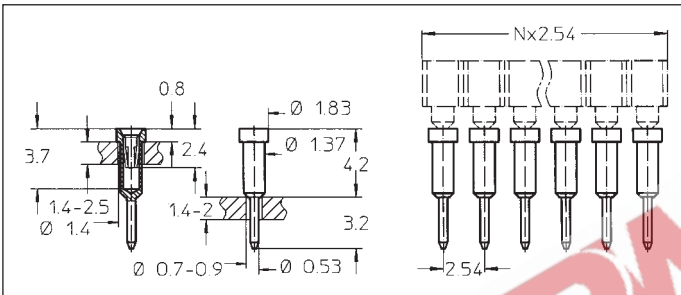
#### Ordering information

Replace **xx** with the number of poles, e.g. 714-91-2**xx**-41-001 for a double row version with 8 pins per row becomes: 714-91-2**16**-41-001

#### Option:

Double row, disposable carrier strip on request

Platings	Sleeve 	Clip 	Pin 
91	5 $\mu$ m Sn Pb	0.25 $\mu$ m Au	
93	5 $\mu$ m Sn Pb	0.75 $\mu$ m Au	
99	5 $\mu$ m Sn Pb	5 $\mu$ m Sn Pb	



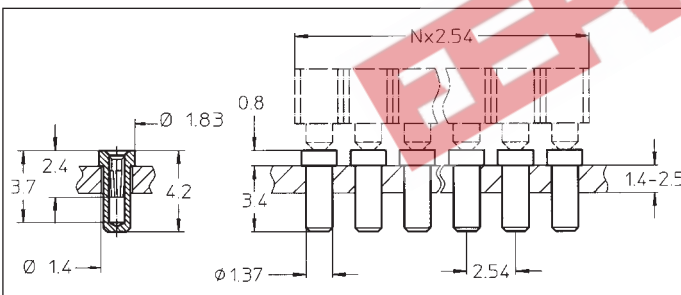
712-91-1xx-41-001

712-93-1xx-41-001

712-99-1xx-41-001

Straight receptacle contacts: solder mount, into PCB thickness 1.4 to 2 mm with hole  $\varnothing$  0.7 to 0.9 mm

Availability: supplied on single row, disposable carrier strip, from 2 to 64 contacts  
Standard number of contacts 5, 6, 8, 10, 14, 16, 20, 21, 25, 30, 32, 48, 56, 60, 64



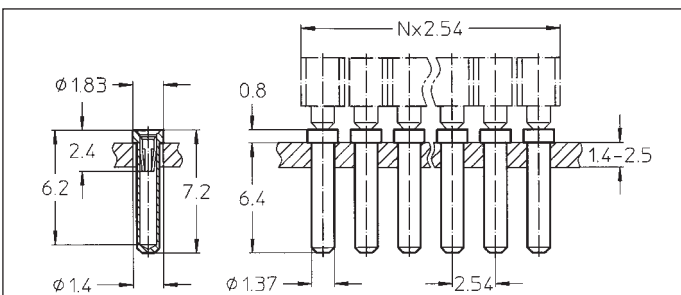
714-91-1xx-41-001

714-93-1xx-41-001

714-99-1xx-41-001

Straight receptacle contacts: solder mount into PCB thickness 1 to 2.6 mm with hole  $\varnothing$  1.5 mm

Availability: supplied on single row, disposable carrier strip, from 2 to 64 contacts  
Standard number of contacts 5, 6, 8, 10, 14, 16, 20, 21, 25, 30, 32, 48, 56, 60, 64



714-91-1xx-41-014 **B**

714-93-1xx-41-014 **B**

714-99-1xx-41-014 **B**

Straight receptacle contacts: solder mount into PCB thickness 1 to 4 mm with hole  $\varnothing$  1.5 mm

Availability: supplied on single row, disposable carrier strip, from 2 to 64 contacts  
Standard number of contacts 5, 6, 8, 10, 14, 16, 20, 21, 25, 30, 32, 48, 56, 60, 64