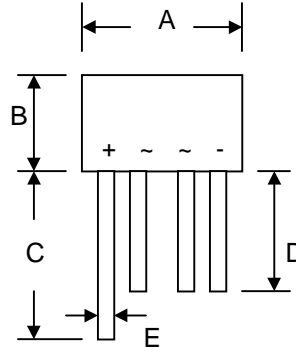


## 2.0A GLASS PASSIVATED SINGLE-PHASE BRIDGE RECTIFIER

### Features

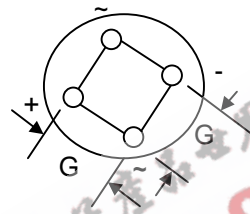
- Glass Passivated Die Construction
- Low Forward Voltage Drop
- High Current Capability
- High Reliability
- High Surge Current Capability
- Ideal for Printed Circuit Boards
- Excellent Case Dielectric Strength



RB-20		
Dim	Min	Max
A	8.60	9.40
B	6.90	7.40
C	27.9	—
D	25.4	—
E	0.71	0.81
G	4.60	5.60
All Dimensions in mm		

### Mechanical Data

- Case: RB-20, Molded Plastic
- Terminals: Plated Leads Solderable per MIL-STD-202, Method 208
- Polarity: As Marked on Body
- Weight: 1.1 grams (approx.)
- Mounting Position: Any
- Marking: Type Number
- **Lead Free: For RoHS / Lead Free Version, Add "-LF" Suffix to Part Number, See Page 4**



### Maximum Ratings and Electrical Characteristics @T<sub>A</sub>=25°C unless otherwise specified

Single Phase, half wave, 60Hz, resistive or inductive load.  
For capacitive load, derate current by 20%.

Characteristic	Symbol	2W005G	2W01G	2W02G	2W04G	2W06G	2W08G	2W10G	Unit
Peak Repetitive Reverse Voltage	V <sub>RRM</sub>								V
Working Peak Reverse Voltage	V <sub>VRWM</sub>	50	100	200	400	600	800	1000	
DC Blocking Voltage	V <sub>R</sub>								
RMS Reverse Voltage	V <sub>R(RMS)</sub>	35	70	140	280	420	560	700	V
Average Rectified Output Current @T <sub>A</sub> = 50°C (Note 1)	I <sub>o</sub>	2.0							A
Non-Repetitive Peak Forward Surge Current 8.3ms Single half sine-wave superimposed on rated load (JEDEC Method)	I <sub>FSM</sub>	60							A
Forward Voltage (per element) @I <sub>F</sub> = 2.0A	V <sub>FM</sub>	1.0							V
Peak Reverse Current @T <sub>A</sub> = 25°C At Rated DC Blocking Voltage @T <sub>A</sub> = 100°C	I <sub>RM</sub>	5.0 500							μA
Operating Temperature Range	T <sub>j</sub>	-55 to +150							°C
Storage Temperature Range	T <sub>STG</sub>	-55 to +150							°C

Note: 1. Leads maintained at ambient temperature at a distance of 9.5mm from the case.

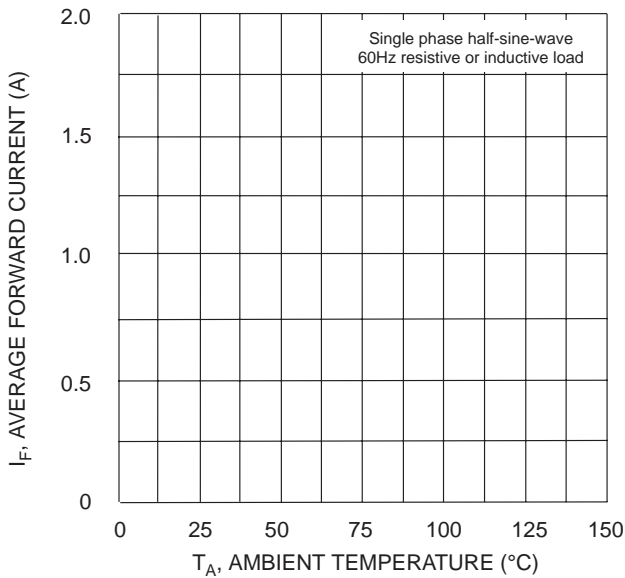


Fig. 1 Forward Current Derating Curve

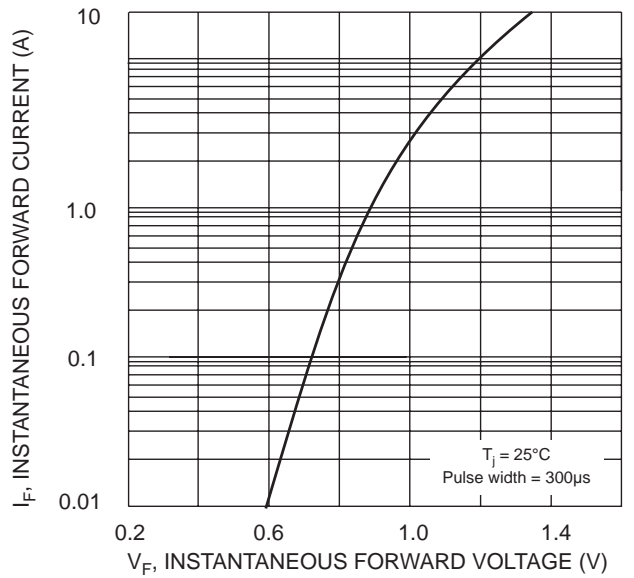


Fig. 2 Typical Forward Characteristics, per element

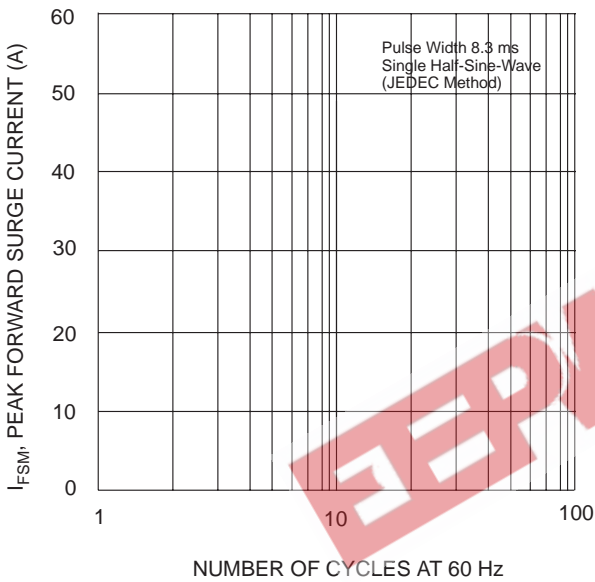


Fig. 3 Max Non-Repetitive Surge Current

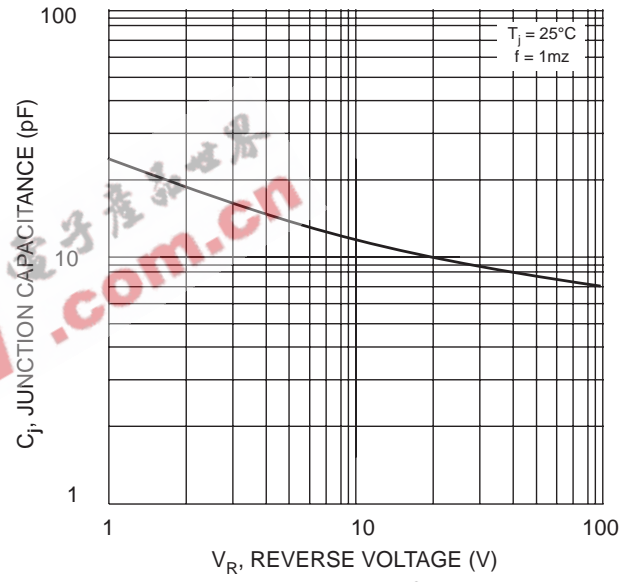


Fig. 4 Typical Junction Capacitance

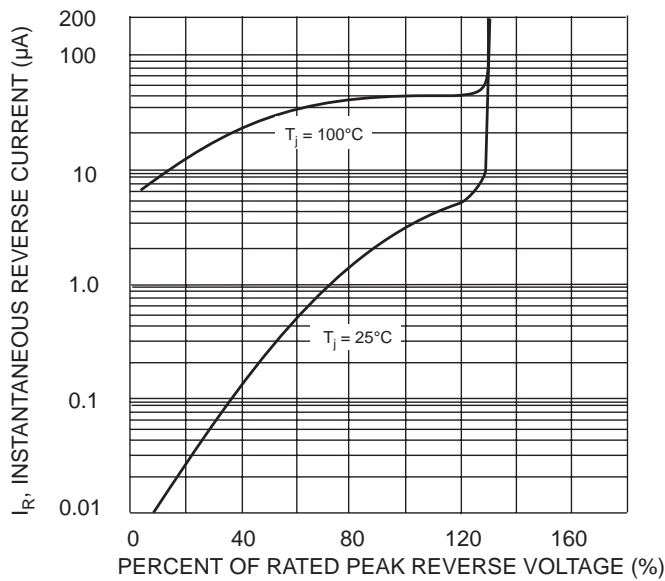
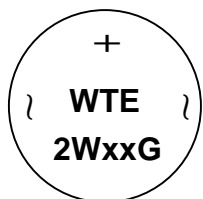


Fig. 5 Typical Reverse Characteristics

## MARKING INFORMATION



WTE = Manufacturer's Logo  
2WxxG = Device Number  
xx = 005, 01, 02, 04, 06, 08, 10  
Polarity = As Marked on Body

## PACKAGING INFORMATION

### BULK

Inner Box Size L x W x H (mm)	Quantity (PCS)	Carton Size L x W x H (mm)	Quantity (PCS)	Approx. Gross Weight (KG)
260 x 190 x 80	1,000	400 x 273 x 415	10,000	14.0

**Note:** 1. Paper box, white or brown color.

EEPW.com.cn 电子產品世界

## ORDERING INFORMATION

Product No.	Package Type	Shipping Quantity
2W005G	Round Bridge	1000 Units/Box
2W01G	Round Bridge	1000 Units/Box
2W02G	Round Bridge	1000 Units/Box
2W04G	Round Bridge	1000 Units/Box
2W06G	Round Bridge	1000 Units/Box
2W08G	Round Bridge	1000 Units/Box
2W10G	Round Bridge	1000 Units/Box

1. Shipping quantity given is for minimum packing quantity only. For minimum order quantity, please consult the Sales Department.
2. **To order Lead Free version (with Lead Free finish), add "-LF" suffix to part number above. For example, 2W005G-LF.**

EEPW 电子產品世界  
.com.cn

Won-Top Electronics Co., Ltd (WTE) has checked all information carefully and believes it to be correct and accurate. However, WTE cannot assume any responsibility for inaccuracies. Furthermore, this information does not give the purchaser of semiconductor devices any license under patent rights to manufacturer. WTE reserves the right to change any or all information herein without further notice.

**WARNING:** DO NOT USE IN LIFE SUPPORT EQUIPMENT. WTE power semiconductor products are not authorized for use as critical components in life support devices or systems without the express written approval.

**Won-Top Electronics Co., Ltd.**

No. 44 Yu Kang North 3rd Road, Chine Chen Dist., Kaohsiung, Taiwan

**Phone:** 886-7-822-5408 or 886-7-822-5410

**Fax:** 886-7-822-5417

**Email:** sales@wontop.com

**Internet:** <http://www.wontop.com>

*We power your everyday.*