

2.54mm (0.100") PITCH CONNECTOR

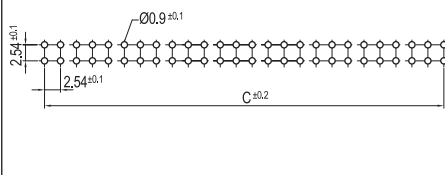
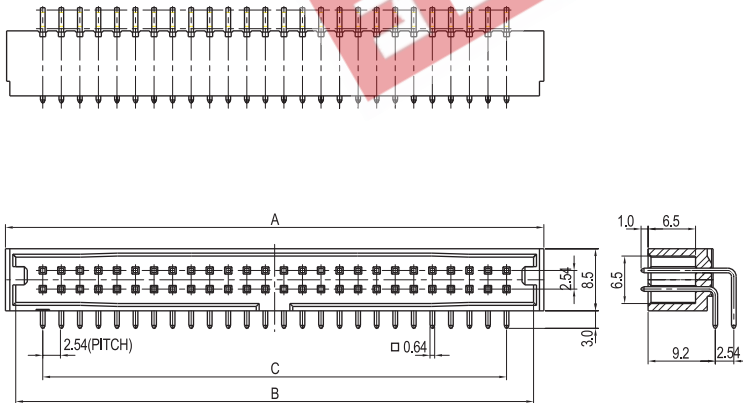
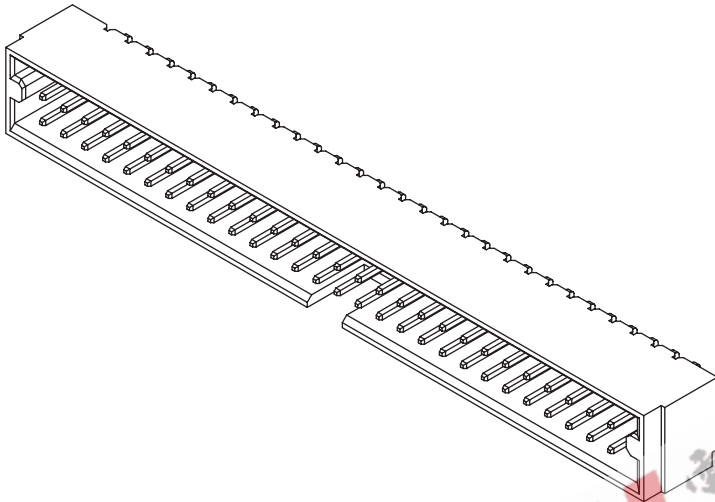


**Board-to-Board
Wafer**

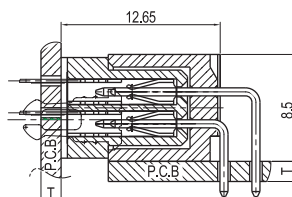
YBD254B-NNE Series

DIP

Right Angle



P.C.B LAYOUT



PCB ASS'Y

Material

| I/NO | DESCRIPTION | TITLE | MATERIAL |
|------|-------------|-------------|---------------------|
| 1 | WAFER | YBD254B-52E | PBT, UL94 V Grade |
| 2 | PIN | | Brass & Gold-Plated |

Available Pin

| PARTS NO. | A | B | C |
|--------------|-------|-------|-------|
| YBD254B -10E | 20.22 | 17.50 | 10.16 |
| YBD254B -12E | 22.76 | 20.04 | 12.70 |
| YBD254B -14E | 25.30 | 22.58 | 15.24 |
| YBD254B -16E | 27.84 | 25.12 | 17.78 |
| YBD254B -18E | 30.38 | 27.66 | 20.32 |
| YBD254B -20E | 32.92 | 30.20 | 22.86 |
| YBD254B -22E | 35.46 | 32.74 | 25.40 |
| YBD254B -24E | 38.00 | 35.28 | 27.94 |
| YBD254B -26E | 40.54 | 37.82 | 30.48 |
| YBD254B -28E | 43.08 | 40.36 | 33.02 |
| YBD254B -30E | 45.62 | 42.90 | 35.56 |
| YBD254B -32E | 48.16 | 45.44 | 38.10 |
| YBD254B -34E | 50.70 | 47.98 | 40.64 |
| YBD254B -36E | 53.24 | 50.52 | 43.18 |
| YBD254B -38E | 55.78 | 53.06 | 45.72 |
| YBD254B -40E | 58.32 | 55.60 | 48.26 |
| YBD254B -42E | 60.86 | 58.14 | 50.80 |
| YBD254B -44E | 63.40 | 60.68 | 53.34 |
| YBD254B -46E | 65.94 | 63.22 | 55.88 |
| YBD254B -48E | 68.48 | 65.76 | 58.42 |
| YBD254B -50E | 71.02 | 68.30 | 60.96 |
| YBD254B -52E | 73.56 | 70.84 | 63.50 |
| YBD254B -54E | 76.10 | 73.38 | 66.04 |
| YBD254B -56E | 78.64 | 75.92 | 68.58 |
| YBD254B -58E | 81.18 | 78.46 | 71.12 |
| YBD254B -60E | 83.72 | 81.0 | 73.66 |

Specification

| ITEM | SPEC |
|------------------------|--------------|
| Voltage Rating | AC/DC 250V |
| Current Rating | AC/DC 3A |
| Operating Temperature | -25°C~+85°C |
| Contact Resistance | 30mΩ MAX |
| Withstanding Voltage | AC1000V/1min |
| Insulation Resistance | 1000MΩ MIN |
| Applicable Wire | - |
| Applicable P.C.B | 1.2~1.6mm |
| Applicable FPC/FFC | - |
| Solder Height | - |
| Crimp Tensile Strength | - |
| UL FILE NO | - |