

2.54mm (0.100") PITCH CONNECTOR

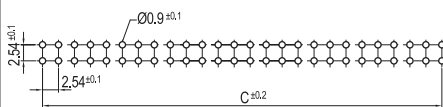
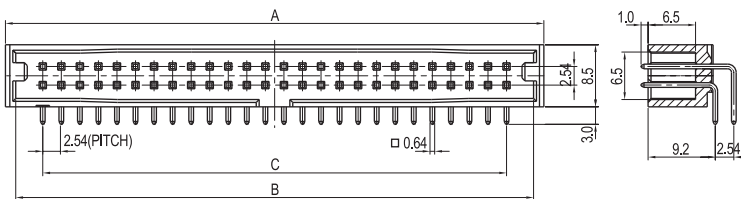
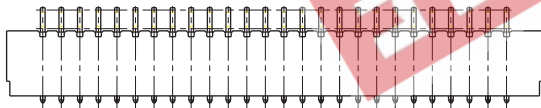
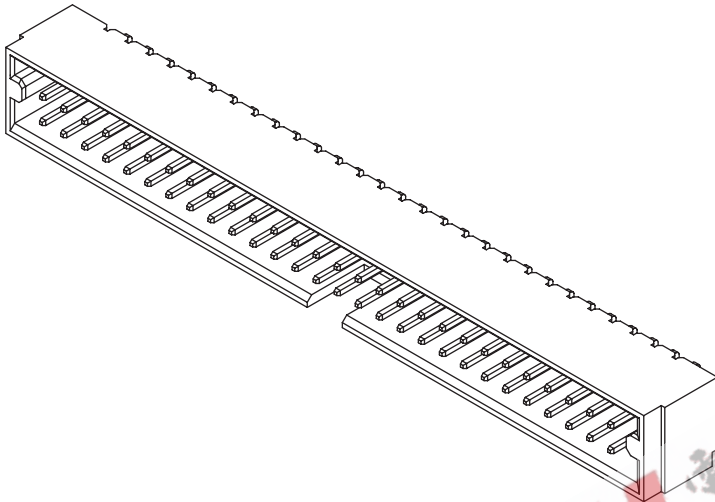


**Board-to-Board
Wafer**

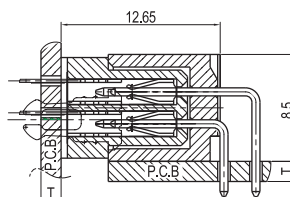
YBD254B-NNE Series

DIP

Right Angle



P.C.B LAYOUT



PCB ASS'Y

Material

I/NO	DESCRIPTION	TITLE	MATERIAL
1	WAFER	YBD254B-52E	PBT, UL94 V Grade
2	PIN		Brass & Gold-Plated

Available Pin

PARTS NO.	A	B	C
YBD254B -10E	20.22	17.50	10.16
YBD254B -12E	22.76	20.04	12.70
YBD254B -14E	25.30	22.58	15.24
YBD254B -16E	27.84	25.12	17.78
YBD254B -18E	30.38	27.66	20.32
YBD254B -20E	32.92	30.20	22.86
YBD254B -22E	35.46	32.74	25.40
YBD254B -24E	38.00	35.28	27.94
YBD254B -26E	40.54	37.82	30.48
YBD254B -28E	43.08	40.36	33.02
YBD254B -30E	45.62	42.90	35.56
YBD254B -32E	48.16	45.44	38.10
YBD254B -34E	50.70	47.98	40.64
YBD254B -36E	53.24	50.52	43.18
YBD254B -38E	55.78	53.06	45.72
YBD254B -40E	58.32	55.60	48.26
YBD254B -42E	60.86	58.14	50.80
YBD254B -44E	63.40	60.68	53.34
YBD254B -46E	65.94	63.22	55.88
YBD254B -48E	68.48	65.76	58.42
YBD254B -50E	71.02	68.30	60.96
YBD254B -52E	73.56	70.84	63.50
YBD254B -54E	76.10	73.38	66.04
YBD254B -56E	78.64	75.92	68.58
YBD254B -58E	81.18	78.46	71.12
YBD254B -60E	83.72	81.00	73.66

Specification

ITEM	SPEC
Voltage Rating	AC/DC 250V
Current Rating	AC/DC 3A
Operating Temperature	-25°C~+85°C
Contact Resistance	30mΩ MAX
Withstanding Voltage	AC1000V/1min
Insulation Resistance	1000MΩ MIN
Applicable Wire	-
Applicable P.C.B	1.2~1.6mm
Applicable FPC/FFC	-
Solder Height	-
Crimp Tensile Strength	-
UL FILE NO	-