

2.00mm (0.079") PITCH CONNECTOR

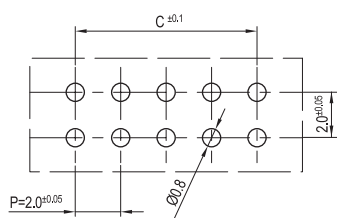
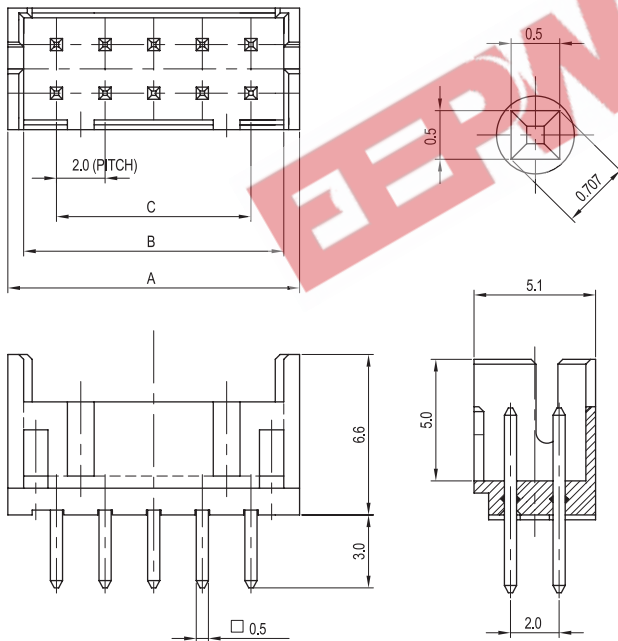
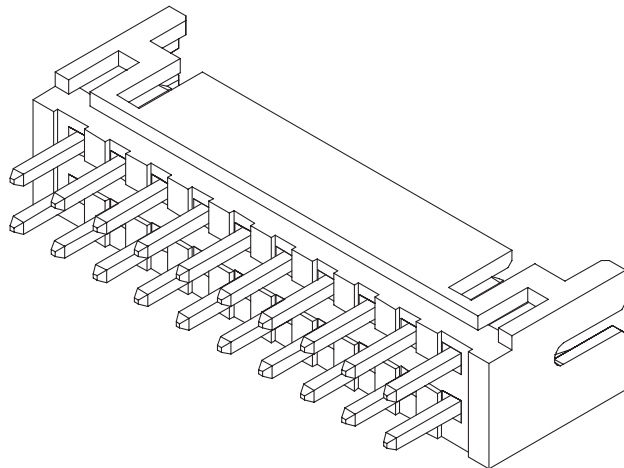


Wire-to-Board
Wafer

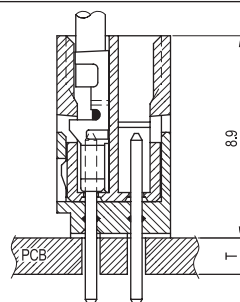
YDW200 Series

DIP

Straight



PCB LAYOUT



PCB ASS'Y

Material

I/NO	DESCRIPTION	TITLE	MATERIAL
1	WAFER	YDW200	PA66, UL 94V Grade
2	PIN		Brass & Tin-Plated

Available Pin

PARTS NO.	DIM. A	DIM. B	DIM. C
YDW200-04	6.0	4.4	2.0
YDW200-06	8.0	6.4	4.0
YDW200-08	10.0	8.4	6.0
YDW200-10	12.0	10.4	8.0
YDW200-12	14.0	12.4	10.0
YDW200-14	16.0	14.4	12.0
YDW200-16	18.0	16.4	14.0
YDW200-18	20.0	18.4	16.0
YDW200-20	22.0	20.4	18.0
YDW200-22	24.0	22.4	20.0
YDW200-24	26.0	24.4	22.0
YDW200-26	28.0	26.4	24.0
YDW200-28	30.0	28.4	26.0
YDW200-30	32.0	30.4	28.0
YDW200-32	34.0	32.4	30.0

Specification

ITEM	SPEC
Voltage Rating	AC/DC 250V
Current Rating	AC/DC 3A
Operating Temperature	-25°C~+85°C
Contact Resistance	30MΩ MAX
Withstanding Voltage	AC1000V/1min
Insulation Resistance	1000MΩ MIN
Applicable Wire	-
Applicable P.C.B	1.2~1.6mm
Applicable FPC/FFC	-
Solder Height	-
Crimp Tensile Strength	-
UL FILE NO	E108706