

Other

Pin Header : 2.5mm pitch

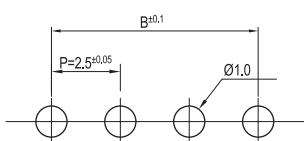
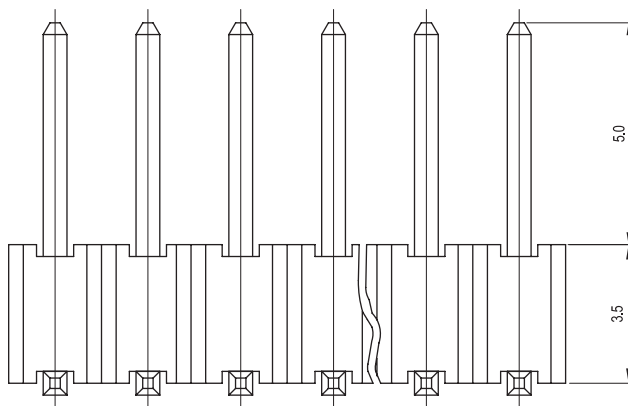
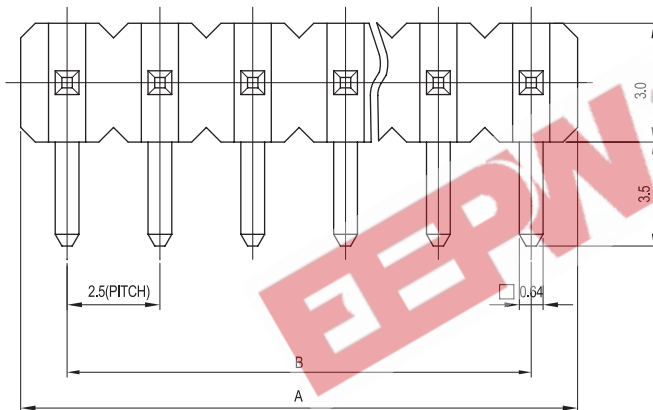
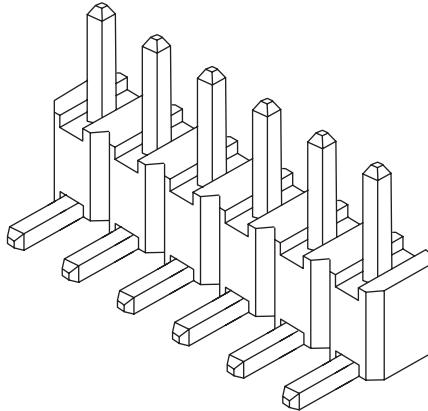


Board-to-Board
Wafer

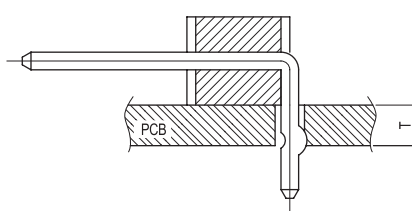
YFAW025 Series

DIP

Right Angle



PCB LAYOUT



PCB ASSY

Material

I/NO	DESCRIPTION	TITLE	MATERIAL
1	BODY	YFAW025	PA66, UL94 V-O
2	PIN		Brass & Tin-Plated

Available Pin

PARTS NO.	DIM. A	DIM. B
YFAW025-02	5.0	2.5
YFAW025-03	7.5	5.0
YFAW025-04	10.0	7.5
YFAW025-05	12.5	10.0
YFAW025-06	15.0	12.5
YFAW025-07	17.5	15.0
YFAW025-08	20.0	17.5
YFAW025-09	22.5	20.0
YFAW025-10	25.0	22.5
YFAW025-11	27.5	25.0
YFAW025-12	30.0	27.5
YFAW025-13	32.5	30.0
YFAW025-14	35.0	32.5
YFAW025-15	37.5	35.0
YFAW025-16	40.0	37.5
YFAW025-17	42.5	40.0
YFAW025-18	45.0	42.5
YFAW025-19	47.5	45.0
YFAW025-20	50.0	47.5

Specification

ITEM	SPEC
Voltage Rating	AC/DC 250V
Current Rating	AC/DC 2A
Operating Temperature	-25℃~+85℃
Contact Resistance	-
Withstanding Voltage	AC500V/1min
Insulation Resistance	1000MΩ MIN
Applicable Wire	-
Applicable P.C.B	1.2~1.6mm
Applicable FPC/FFC	-
Solder Height	-
Crimp Tensile Strength	-
UL FILE NO	E108706