

Other

Pin Header : 2.54mm pitch

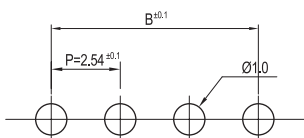
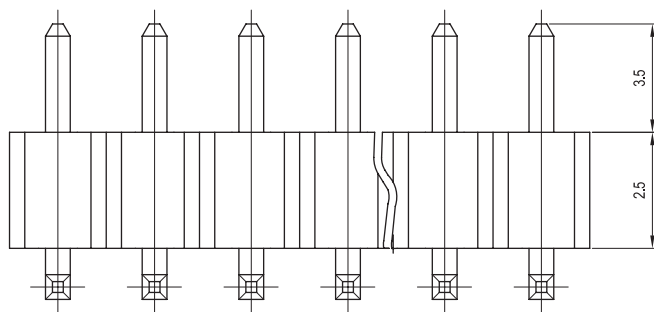
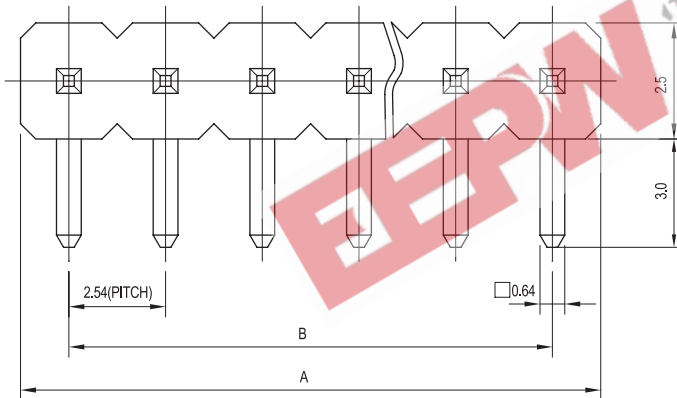
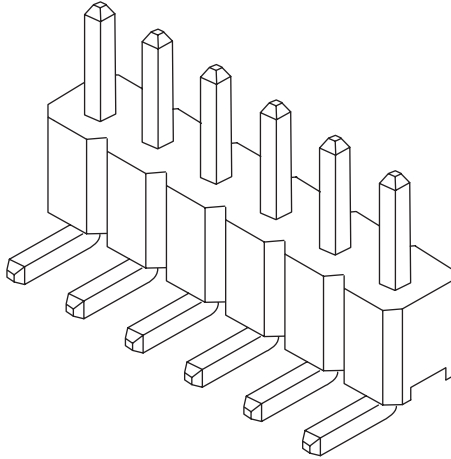


Board-to-Board
Wafer

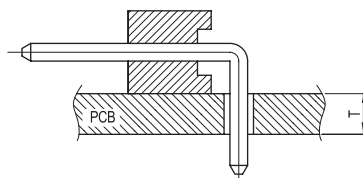
YFAW254 Series

DIP

Right Angle



PCB LAYOUT



PCB ASSY

Material

I/NO	DESCRIPTION	TITLE	MATERIAL
1	BODY	YFAW254	PA66, UL94V Grade
2	PIN		Brass & Tin-Plated

Available Pin

PARTS NO.	A	B
YFAW254-02	5.08	2.54
YFAW254-03	7.62	5.08
YFAW254-04	10.16	7.62
YFAW254-05	12.7	10.16
YFAW254-06	15.24	12.7
YFAW254-07	17.78	15.24
YFAW254-08	20.32	17.78
YFAW254-09	22.86	20.32
YFAW254-10	25.4	22.86
YFAW254-11	27.94	25.4
YFAW254-12	30.48	27.94
YFAW254-13	33.02	30.48
YFAW254-14	35.56	33.02
YFAW254-15	38.1	35.56
YFAW254-16	40.64	38.1
YFAW254-17	43.18	40.64
YFAW254-18	45.72	43.18
YFAW254-19	48.26	45.72
YFAW254-20	50.8	48.26

Specification

ITEM	SPEC
Voltage Rating	AC/DC 250V
Current Rating	AC/DC 2A
Operating Temperature	-25℃~+85℃
Contact Resistance	-
Withstanding Voltage	AC500V/1min
Insulation Resistance	1000MΩ MIN
Applicable Wire	-
Applicable P.C.B	1.2~1.6mm
Applicable FPC/FFC	-
Solder Height	-
Crimp Tensile Strength	-
UL FILE NO	-