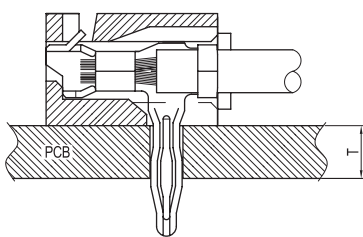
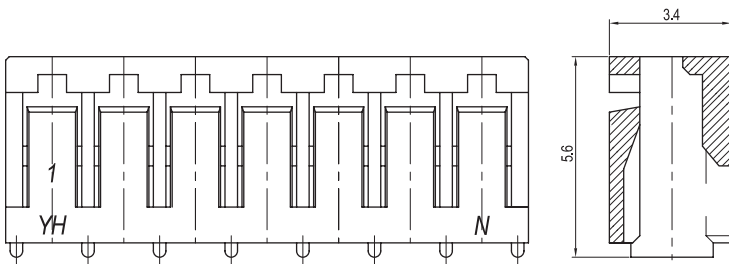
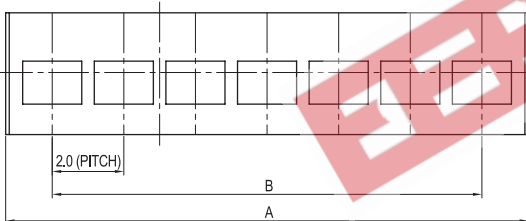
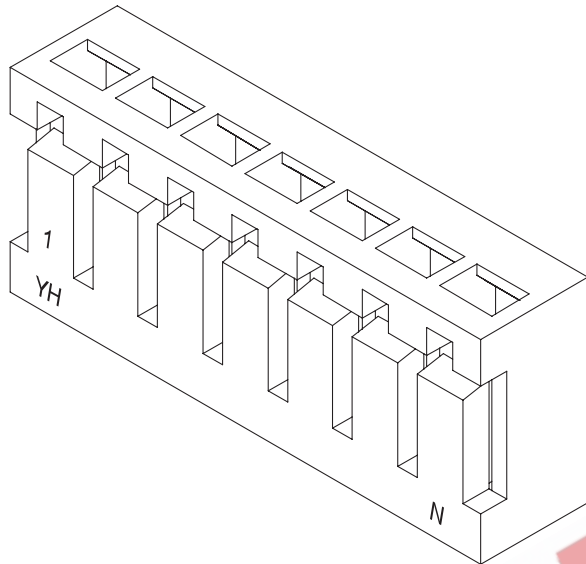


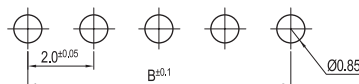
# 2.00mm (0.079") PITCH CONNECTOR

Board-In  
Housing

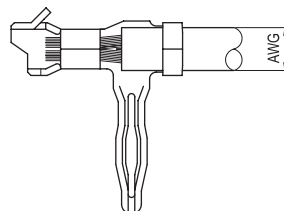
YBH200 Series



TERMINAL ASSEMBLY DRAWING



PCB LAYOUT



AWG : #26 ~ #30

## Material

| I/NO | DESCRIPTION | TITLE  | MATERIAL           |
|------|-------------|--------|--------------------|
| 1    | HOUSING     | YBH200 | PA66, UL 94V Grade |

## Available Pin

| PARTS NO. | A    | B    |
|-----------|------|------|
| YBH200-02 | 4.5  | 2.0  |
| YBH200-03 | 6.5  | 4.0  |
| YBH200-04 | 8.5  | 6.0  |
| YBH200-05 | 10.5 | 8.0  |
| YBH200-06 | 12.5 | 10.0 |
| YBH200-07 | 14.5 | 12.0 |
| YBH200-08 | 16.5 | 14.0 |
| YBH200-09 | 18.5 | 16.0 |
| YBH200-10 | 20.5 | 18.0 |
| YBH200-11 | 22.5 | 20.0 |
| YBH200-12 | 24.5 | 22.0 |
| YBH200-13 | 26.5 | 24.0 |
| YBH200-14 | 28.5 | 26.0 |
| YBH200-15 | 30.5 | 28.0 |

## Specification

| ITEM                   | SPEC         |
|------------------------|--------------|
| Voltage Rating         | AC/DC 250V   |
| Current Rating         | AC/DC 2A     |
| Operating Temperature  | -25°C~+85°C  |
| Contact Resistance     | -            |
| Withstanding Voltage   | AC1000V/1min |
| Insulation Resistance  | 1000MΩ MIN   |
| Applicable Wire        | AWG #26~#30  |
| Applicable P.C.B       | 1.2mm~1.6mm  |
| Applicable FPC/FFC     | -            |
| Solder Height          | -            |
| Crimp Tensile Strength | -            |
| UL FILE NO             | E108706      |

Application Terminal : YBAT200 (110 page)