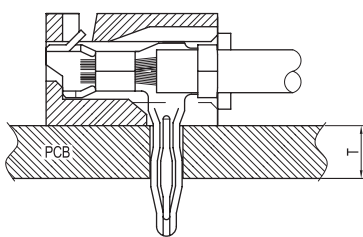
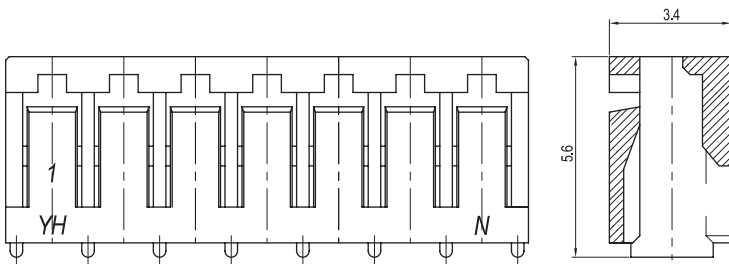
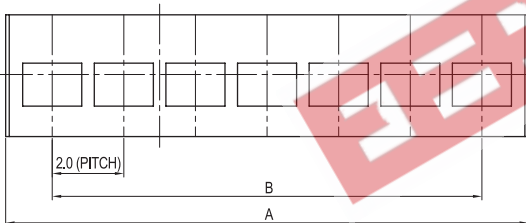
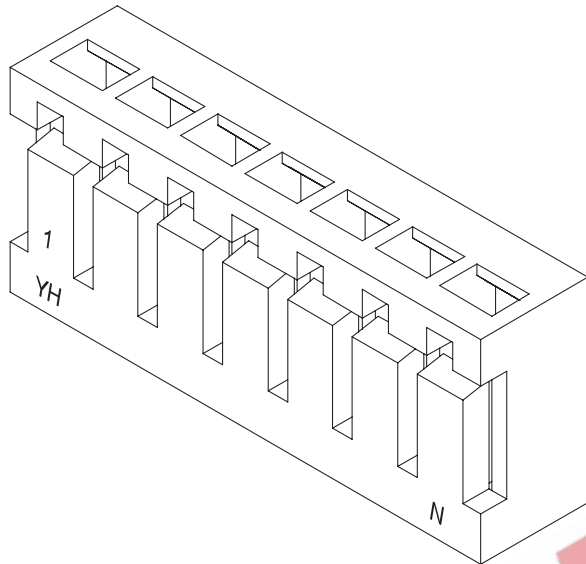


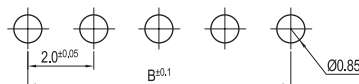
2.00mm (0.079") PITCH CONNECTOR

Board-In
Housing

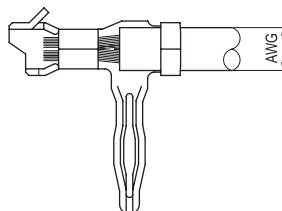
YBH200 Series



TERMINAL ASSEMBLY DRAWING



PCB LAYOUT



AWG : #26 ~ #30

Material

| I/NO | DESCRIPTION | TITLE | MATERIAL |
|------|-------------|--------|--------------------|
| 1 | HOUSING | YBH200 | PA66, UL 94V Grade |

Available Pin

| PARTS NO. | A | B |
|-----------|------|------|
| YBH200-02 | 4.5 | 2.0 |
| YBH200-03 | 6.5 | 4.0 |
| YBH200-04 | 8.5 | 6.0 |
| YBH200-05 | 10.5 | 8.0 |
| YBH200-06 | 12.5 | 10.0 |
| YBH200-07 | 14.5 | 12.0 |
| YBH200-08 | 16.5 | 14.0 |
| YBH200-09 | 18.5 | 16.0 |
| YBH200-10 | 20.5 | 18.0 |
| YBH200-11 | 22.5 | 20.0 |
| YBH200-12 | 24.5 | 22.0 |
| YBH200-13 | 26.5 | 24.0 |
| YBH200-14 | 28.5 | 26.0 |
| YBH200-15 | 30.5 | 28.0 |

Specification

| ITEM | SPEC |
|------------------------|--------------|
| Voltage Rating | AC/DC 250V |
| Current Rating | AC/DC 2A |
| Operating Temperature | -25°C~+85°C |
| Contact Resistance | - |
| Withstanding Voltage | AC1000V/1min |
| Insulation Resistance | 1000MΩ MIN |
| Applicable Wire | AWG #26~#30 |
| Applicable P.C.B | 1.2mm~1.6mm |
| Applicable FPC/FFC | - |
| Solder Height | - |
| Crimp Tensile Strength | - |
| UL FILE NO | E108706 |

Application Terminal : YBAT200 (110 page)