



233-104-07 Jam Nut Mount Environmental Bulkhead Feed-Thru MIL-DTL-38999 Series III Type

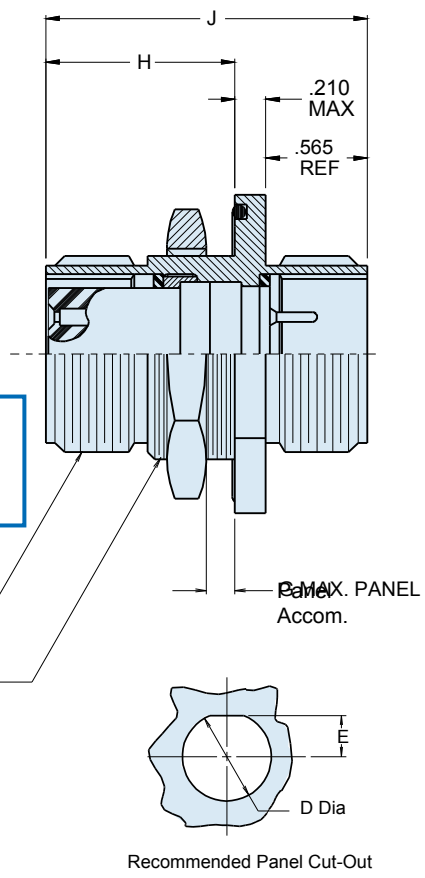
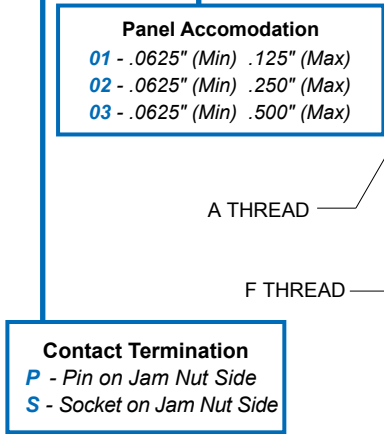
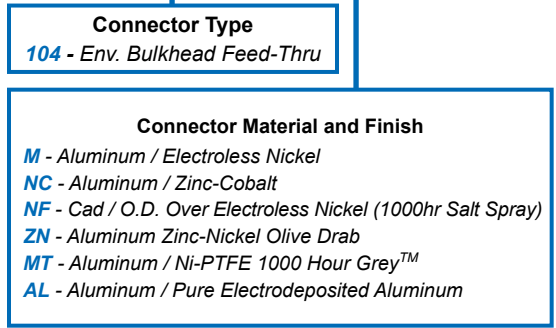
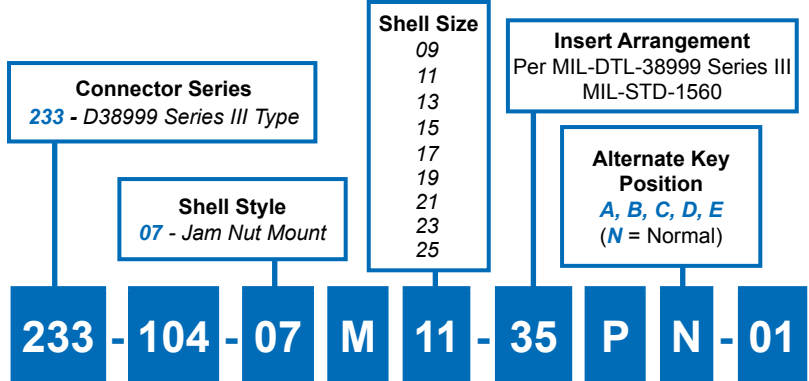
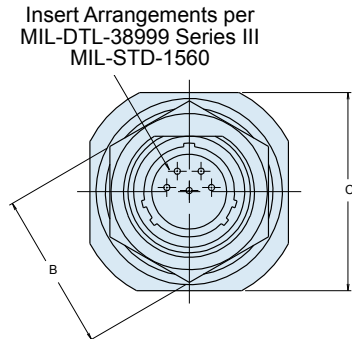


TABLE II: DASH NUMBERS

Dash No.	J Max	H Max
01	1.600 (40.6)	0.900 (22.9)
02	1.730 (43.9)	1.020 (25.9)
03	1.980 (50.3)	1.270 (32.3)

TABLE I: CONNECTOR DIMENSIONS

SHELL SIZE	A THREAD 0.1 P-0.3L-TS-2	B DIM	C DIM MAX	D DIA	E DIM	F THREAD CLASS 2A
9	.6250	.875(22.2)	1.090(27.7)	.698(17.7)	.322(8.2)	.6875-24 UNEF
11	.7500	1.000(25.4)	1.280(32.5)	.822(20.9)	.385(9.8)	.8125-20 UNEF
13	.8750	1.250(31.8)	1.400(35.6)	1.010(27.6)	.479(12.2)	1.000-20 UNEF
15	1.0000	1.375(34.9)	1.530(38.9)	1.135(28.8)	.541(13.7)	1.125-18 UNEF
17	1.1875	1.500(38.1)	1.660(42.2)	1.260(32.0)	.604(15.3)	1.250-18 UNEF
19	1.2500	1.625(41.3)	1.840(46.7)	1.385(35.2)	.635(16.1)	1.375-18 UNEF
21	1.3750	1.750(44.5)	1.970(50.5)	1.510(38.4)	.698(17.7)	1.500-18 UNEF
23	1.5000	1.875(47.6)	2.090(53.1)	1.635(41.5)	.760(19.3)	1.625-18 UNEF
25	1.6250	2.000(50.8)	2.210(56.1)	1.760(44.7)	.822(20.9)	1.750-18 UNS



- APPLICATION NOTES**
- Assembly identified with Glenair name, part number and date code, space permitting.
 - For pin/pin and socket/socket, symmetrical layouts only. Consult factory for available insert arrangements
 - Power to a given contact on one end will result in power to contact directly opposite regardless of identification letter
 - Material/finish:
Shell, locking, jam nut—Al alloy, see Table II
Contacts—Copper alloy/gold plate
Insulators—High grade rigid dielectric/N.A.
Bayonet Pins—CRES/passivate
Seals—Silicone/N.A.

© 2008 Glenair, Inc. CAGE CODE 06324 Printed in U.S.A.