

FILAMENT REPLACEMENT LEDs - Multi-LED Cluster

FEATURES



218 SERIES

PACK QUANTITY = 1 PIECE

- Direct replacement for E26 (North American Standard)
- 20 LED Cluster
- BA22 (UK) and E27 (Europe) versions also available
- Optional polycarbonate lens

SPECIFICATIONS

Ordering Information & Typical Technical Characteristics (Ta = 25°C)

Mean Time Between Failure = 100,000 Hours. Luminous intensity figures refer to the unmodified discrete LED.

PART NUMBER	COLOUR	LENS	VOLTAGE AC/DC Vopr	CURRENT DC Iopr	LUMINOUS INTENSITY lv@20mA	WAVE LENGTH λp	OPERATING TEMP ToPr	STORAGE TEMP Tstg		
HIGH INTENSITY										
218-501-22-65	Red		Water Clear	24 Vdc	75	11000	643	-40 ~ +95 [^]	-40 ~ +100	Yes
218-521-22-65	Yellow		Water Clear	24 Vdc	75	16000	591	-40 ~ +95 [^]	-40 ~ +100	Yes
218-532-22-65	Green		Water Clear	24 Vdc	75	23000	527	-40 ~ +95 [^]	-40 ~ +100	Yes
218-930-22-65	Blue		Water Clear	24 Vdc	75	7000	470	-40 ~ +95 [^]	-40 ~ +100	Yes
218-997-22-65	Cool White		Water Clear	24 Vdc	75	14000	*See below	-40 ~ +95 [^]	-40 ~ +100	Yes
218-501-75-65	Red		Water Clear	110 Vac	22	11000	643	-40 ~ +95 [^]	-40 ~ +100	Yes
218-521-75-65	Yellow		Water Clear	110 Vac	22	16000	591	-40 ~ +95 [^]	-40 ~ +100	Yes
218-532-75-65	Green		Water Clear	110 Vac	22	23000	527	-40 ~ +95 [^]	-40 ~ +100	Yes
218-930-75-65	Blue		Water Clear	110 Vac	22	7000	470	-40 ~ +95 [^]	-40 ~ +100	Yes
218-997-75-65	Cool White		Water Clear	110 Vac	22	14000	*See below	-40 ~ +95 [^]	-40 ~ +100	Yes
UNITS				mA	mcd	nm	°C	°C		



997	*Typical emission colour cool white			
x	0.296	0.283	0.330	0.330
y	0.276	0.305	0.360	0.318

[^] = Products must be derated according to the derating information. Each derating graph refers to specific LEDs. Appropriate LED numbers shown. - Refer to page 3.

Intensities (lv) and colour shades of white (x,y co-ordinates) may vary between LEDs within a batch.

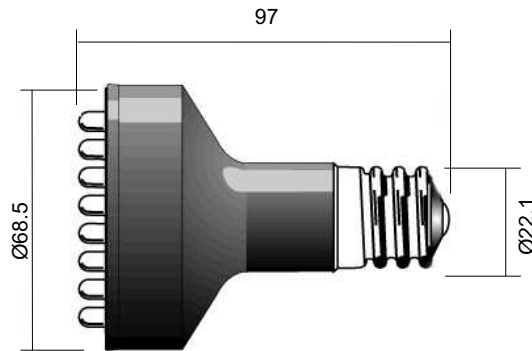
How to Order:

website: www.marl.co.uk • email: sales@marl.co.uk

• Telephone +44 (0)1229 582430 • Fax: +44 (0)1229 585155

The information contained in this datasheet does not constitute part of any order or contract and should not be regarded as a representation relating to either products or service. Marl International reserve the right to alter without notice the specification or any conditions of supply for products or service.

218 Series



Dimensions in mm (Typical)
Not to scale

TECHNICAL INFORMATION

Lamp Base Style	Series	Metric Equivalent (mm)	Maximum Power Dissipation (mW)
E26 Filament Base	218	26	2500

DESIGN CONSIDERATIONS

Single-Chip LEDs

All devices feature water clear high intensity LEDs as standard.

Product Evaluation

Filament Replacement LEDs have been specifically designed to meet the primary objective of providing improved reliability. As this product range is suitable for both new-build and retro-fit, (sometimes in very old systems), a wide range of illuminated lamp holders can be encountered. Due to subjectivity, evaluation of the LED

Power Derating

The forward voltage/current value of an LED is dependant upon the ambient temperature of the environment in which it is operated. Therefore, care must be taken to operate the LED at the correct voltage/current values, depending upon the ambient temperature. Consequently, a recommendation regarding operating voltages and currents is given in order to address these temperature effects. This recommendation is termed 'de-rating'.

It is usual for forward voltages and currents to be specified for ambient temperature of 25°C. However, because the values of these qualities vary with temperature, Marl should be contacted if the device is to be operated at a temperature significantly higher than 25°C.

Marl accept no liability for any product that is operated higher than the stated voltage.

Electro-static Discharge (ESD)

Build up of electrostatic discharge occurs in many situations involving people moving and handling products. The range of possible situations is very diverse but voltage levels as high as several thousand volts can and do arise in many individual situations. When an operator charged up to these levels handles a 'static sensitive device', there is a very probable likelihood that the device will be irreversibly damaged. It is essential that precautions are taken at all stages during manufacture and assembly of these products. Although LEDs were never considered to be static sensitive devices, changes in manufacturing technology and materials used to produce higher intensity products over a large range of the wavelength spectrum have changed this. Marl has an approved system of ESD control from goods in, through production and into final packing and despatch. We recommend all users of LED based products follow the guidelines of BS 100015.

Note: All luminous intensity figures refer to the unmodified discrete LED.

How to Order:

website: www.marl.co.uk • email: sales@marl.co.uk

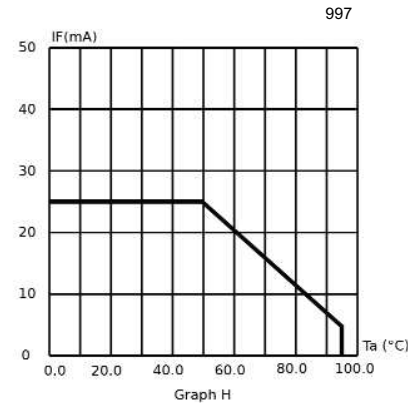
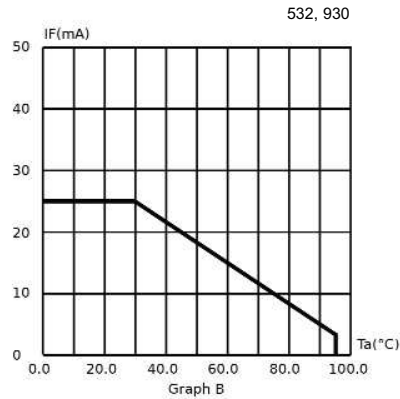
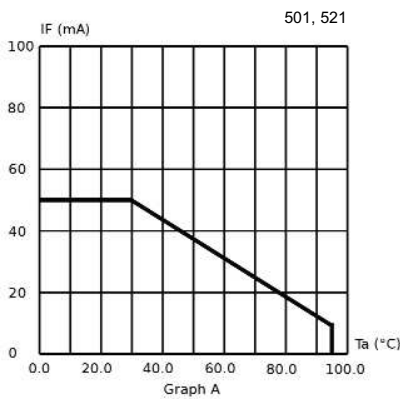
• Telephone +44 (0)1229 582430 • Fax: +44 (0)1229 585155

The information contained in this datasheet does not constitute part of any order or contract and should not be regarded as a representation relating to either products or service. Marl International reserve the right to alter without notice the specification or any conditions of supply for products or service.



BS EN ISO 9001:2000
Approved Manufacturer

DERATING INFORMATION



ALSO AVAILABLE

Part numbers also available in the 218 Series:

PART NO.	COLOUR	VOLTAGE DC (Vdc) Vopr
218-501-22-59	Red	24Vdc
218-501-22-65	Red	24Vdc
218-501-23-65	Red	28Vdc
218-501-25-65	Red	110Vdc
218-501-75-65	Red	110Vac
218-501-77-64	Red	125Vac
218-501-86-65	Red	115Vac
218-521-22-65	Yellow	24Vdc
218-521-23-65	Yellow	28Vdc
218-521-25-65	Yellow	110Vdc
218-521-86-65	Yellow	115Vac
218-532-22-65	Green	24Vdc
218-532-23-65	Green	28Vdc
218-532-25-65	Green	110Vdc
218-532-75-65	Green	110Vac
218-532-85-65	Green	110Vac
218-751-86-66	Orange	115Vac
218-751-86-67	Orange	115Vac
218-751-86-72	Orange	115Vac
218-751-86-73	Orange	115Vac
218-752-86-72	Orange	115Vac
218-752-86-73	Orange	115Vac
218-752-86-73	Orange	115Vac
218-904-85-58	Red	110Vac
218-904-85-63	Red	110Vac
218-904-86-50	Red	115Vac
218-904-86-51	Red	115Vac
218-904-86-52	Red	115Vac
218-904-86-85	Red	115Vac
UNITS		

PART NO.	COLOUR	VOLTAGE DC (Vdc) Vopr
218-905-86-50	Orange	115Vac
218-905-86-51	Orange	115Vac
218-906-85-51	Yellow	110Vac
218-906-86-50	Yellow	115Vac
218-906-86-51	Yellow	115Vac
218-906-86-52	Yellow	115Vac
218-906-86-85	Yellow	115Vac
218-907-86-50	Green	115Vac
218-907-86-51	Green	115Vac
218-925-76-95	Yellow	230Vac
218-925-76-96	Yellow	230Vac
218-925-86-50	Yellow	115Vac
218-925-86-51	Yellow	115Vac
218-925-86-52	Yellow	115Vac
218-930-22-65	Blue	24Vdc
218-930-23-65	Blue	28Vdc
218-930-25-65	Blue	110Vdc
218-940-86-50	IR	115Vac
218-940-86-51	IR	115Vac
218-940-86-52	IR	115Vac
218-940-86-54	IR	115Vac
218-960-22-76	IR	24Vdc
218-997-22-65	White	24Vdc
218-997-23-65	White	28Vdc
218-997-25-65	White	110Vdc
218-997-75-65	White	110Vac
218-997-85-65	White	110Vac
218-997-86-65	White	115Vac
UNITS		

The products listed above illustrate all of the options available to order. These products may have custom modifications that alter their operation beyond the generic information contained within this datasheet. Please contact sales for further information.

How to Order:

website: www.marl.co.uk • email: sales@marl.co.uk

• Telephone +44 (0)1229 582430 • Fax: +44 (0)1229 585155

The information contained in this datasheet does not constitute part of any order or contract and should not be regarded as a representation relating to either products or service. Marl International reserve the right to alter without notice the specification or any conditions of supply for products or service.

