

Micro-D Filter Connectors Vertical Printed Circuit Board



Printed Circuit Board Micro-D Filter Connectors. These vertical mount PCB connectors are ideal for flexible circuit or motherboard applications.

Key Features include gold plated TwistPin contacts, machined aluminum shells, and either Pi or C filter elements. These environmentally sealed connectors are designed to meet the requirements of MIL-DTL-83513.

Integral Board Standoffs and Pre-Tinned Tails—These connectors are solder dipped (63/37 SnPb) and feature a full complement of mounting hardware options.

HOW TO ORDER MICRO-D FILTER VERTICAL MOUNT PCB CONNECTORS

| Series | Shell Finish | Number of Contacts | Contact Type | Filter Type | Filter Class | PC Tail Length | Hardware Option |
|---------------------------|-------------------|--------------------|--------------|----------------|--------------|---------------------------|------------------------------------------------------------------------------------------------------------------------------------------------------------------------------------------------------------------------------------------------------------------------------------------------------------------------------------------------------------------------------------------------------------------------------------------------------------------------------------------------------------------------------------------------------------------------------------------------------------------------------------------------|
| 240-031 | 1 – Cadmium | 9 | P Pin | C C Filter | A | 1 – .110 Inches (2.79) | NN – No Jackpost, No Threaded Insert PN – Extended Jackpost for .062" (1.6) PCB, No Threaded Insert RN – Extended Jackpost for .196" (5.0) PCB, No Threaded Insert NU – Threaded Insert Only, No Jackposts PU – Short Jackpost and Threaded Insert Rear Panel Jackposts With Threaded Inserts R6U – 0.125" (3.2) Panel R5U – 0.094" (2.4) Panel R4U – 0.062" (1.6) Panel R3U – 0.047" (1.2) Panel R2U – 0.031" (0.8) Panel JackscREW Options M – Hex Head Jackscrews S – Slot Head Jackscrews |
| | 2 – Nickel | 15 | | | B | | |
| | 4 – Black Anodize | 21 | S Socket | P Pi Filter | C | 2 – .250 Inches (6.35) | |
| | | 25 | | | D | | |
| | 5 – Gold | 31 | | | E | | |
| | 6 – Chem Film | 37 | | | F | | |
| | | | | G | | | |
| Sample Part Number | | | | | | | |
| 240-031 | 2 | – 25 | P | C | D | 1 | PN |

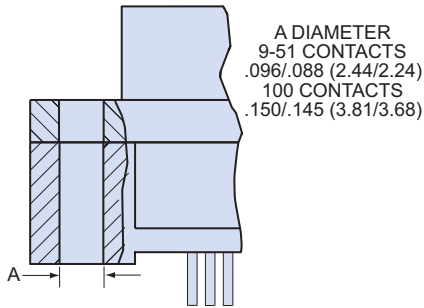
F



MICRO-D FILTER VERTICAL PCB DIMENSIONS

| Layout | A Max. | | B | | C Max. | | D Max. | | E Max. | | F | |
|------------|--------|-------|------------|------------|--------|-------|--------|------|--------|------|------------|------------|
| | In. | mm. | In. ± .003 | mm. ± 0.08 | In. | mm. | In. | mm. | In. | mm. | In. ± .004 | mm. ± 0.10 |
| 9P | .785 | 19.94 | .565 | 14.35 | .333 | 8.46 | .184 | 4.67 | .310 | 7.87 | .183 | 4.65 |
| 9S | .785 | 19.94 | .565 | 14.35 | .400 | 10.16 | .250 | 6.35 | .310 | 7.87 | .195 | 4.95 |
| 15P | .935 | 23.75 | .715 | 18.16 | .483 | 12.27 | .184 | 4.67 | .310 | 7.87 | .183 | 4.65 |
| 15S | .935 | 23.75 | .715 | 18.16 | .551 | 14.00 | .250 | 6.35 | .310 | 7.87 | .195 | 4.95 |
| 21P | 1.085 | 27.56 | .865 | 21.97 | .633 | 16.08 | .184 | 4.67 | .310 | 7.87 | .183 | 4.65 |
| 21S | 1.085 | 27.56 | .865 | 21.97 | .701 | 17.81 | .250 | 6.35 | .310 | 7.87 | .195 | 4.95 |
| 25P | 1.185 | 30.01 | .965 | 24.51 | .733 | 18.62 | .184 | 4.67 | .310 | 7.87 | .183 | 4.65 |
| 25S | 1.185 | 30.01 | .965 | 24.51 | .801 | 20.35 | .250 | 6.35 | .310 | 7.87 | .195 | 4.95 |
| 31P | 1.335 | 33.91 | 1.115 | 28.32 | .883 | 22.43 | .184 | 4.67 | .310 | 7.87 | .183 | 4.65 |
| 31S | 1.335 | 33.91 | 1.115 | 28.32 | .951 | 24.16 | .250 | 6.35 | .310 | 7.87 | .195 | 4.95 |
| 37P | 1.485 | 37.72 | 1.265 | 32.13 | 1.033 | 26.24 | .184 | 4.67 | .310 | 7.87 | .183 | 4.65 |
| 37S | 1.485 | 37.72 | 1.265 | 32.13 | 1.101 | 27.96 | .250 | 6.35 | .310 | 7.87 | .195 | 4.95 |

MICRO-D FILTER VERTICAL PCB HARDWARE OPTIONS



NN Style

Connector Supplied Without Hardware
Thru-Hole, No Hardware



NU Style

Connector Supplied With Threaded Inserts



PU Style

Jackpost with Threaded Insert

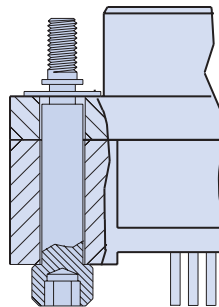


RU Style

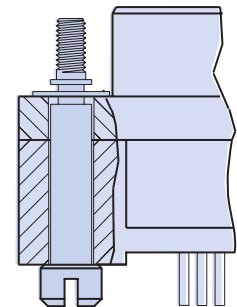
Rear Panel Jackpost with Threaded Insert



Extended Jackpost
PN Style for .062" PCB
RN Style for .196" PCB



M Style
Hex Head Jackscrew with E-Ring



S Style
Slot Head Jackscrew with E-Ring

F

MICRO-D FILTER VERTICAL PCB LAYOUTS— PIN CONNECTOR SHOWN

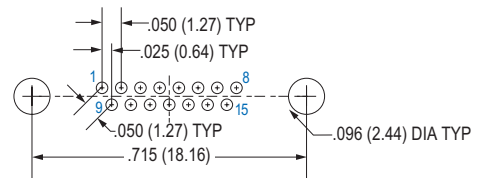
PC Tail Diameter $.018 \pm .002$ (0.46 ± 0.05)

Contact numbers shown are for pin connectors. Reverse for socket.

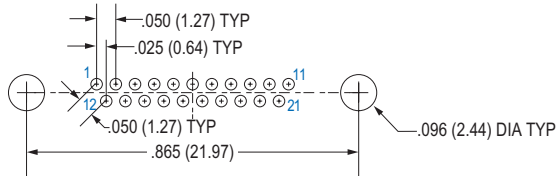
Patterns shown are for connector mounting side of PC board.



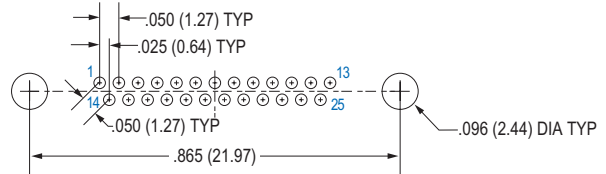
9 Contacts



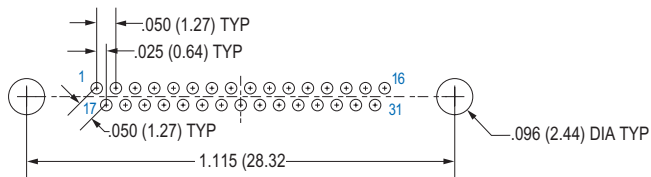
15 Contacts



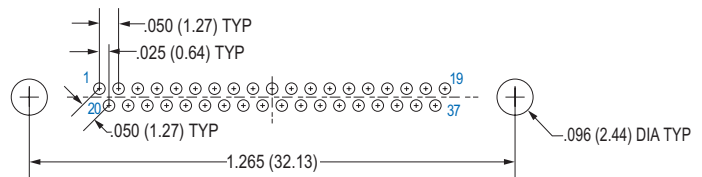
21 Contacts



25 Contacts



31 Contacts



37 Contacts