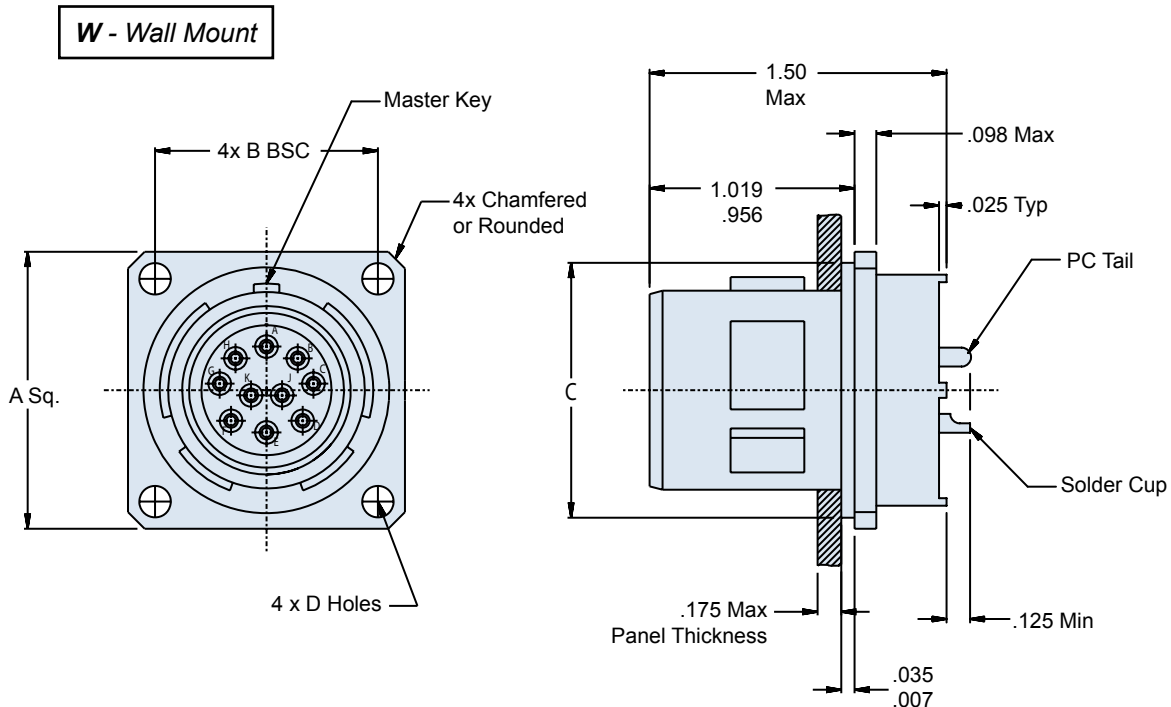
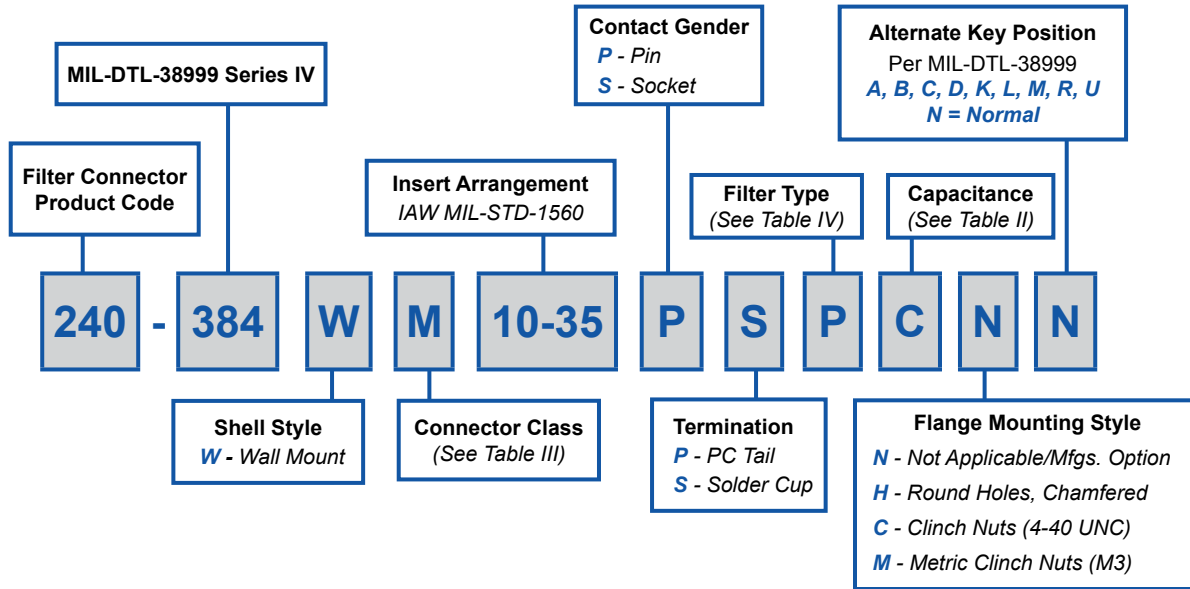


B



240-384W
MIL-DTL-38999 Series IV Filter Connector
Wall Mount Receptacle



MIL-DTL-38999
Connectors

TABLE I: CONNECTOR CLASS

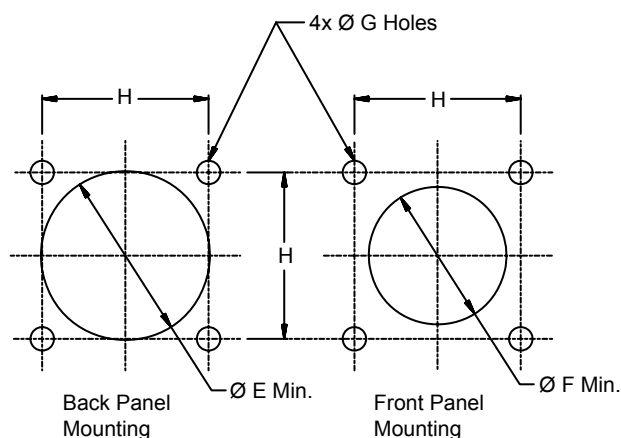
SYM	CLASS	MATERIAL	FINISH DESCRIPTION
M	Environmental	Aluminum	Electroless Nickel
MT	Environmental	Aluminum	Nickel Fluorocarbon Polymer (Ni-PTFE)
NF	Environmental	Aluminum	Cadmium O.D. Over Electroless Nickel
P	Environmental	Stainless Steel	Electro-Deposited Nickel
ZN	Environmental	Aluminum	Zinc-Nickel Over Electroless Nickel
H2	Hermetic	Stainless Steel	Electroless Nickel

TABLE IV

SYM	Filter Type
P	PI Circuit
C	C Circuit

**TABLE II: CAPACITOR ARRAY CODE
CAPACITANCE RANGE**

CLASS	PI - CIRCUIT (pF)	C - CIRCUIT (pF)
X*	160,000 - 240,000	80,000 - 120,000
Y*	80,000 - 120,000	40,000 - 60,000
Z*	60,000 - 90,000	30,000 - 45,000
A	38,000 - 56,000	19,000 - 28,000
B	32,000 - 45,000	16,000 - 22,500
C	18,000 - 33,000	9,000 - 16,500
D	8,000 - 12,000	4,000 - 6,000
E	3,300 - 5,000	1,650 - 2,500
F	800 - 1,300	400 - 650
G	400 - 600	200 - 300



* Reduced DWV – Please consult factory.

TABLE III

SHELL SIZE CODE	SHELL SIZE	A Sq	B BSC	C Diameter	D Diameter	Ø E Min.	Ø F Min.	Ø G Holes	H
B	11	1.051	.812	.793	.138	.781	.625	.133	.817
		1.008		.778	.122			.123	.807
C	13	1.145	.906	.919	.138	.921	.750	.133	.911
		1.102		.904	.122			.123	.901
D	15	1.240	.969	1.044	.138	1.047	.906	.133	.973
		1.197		1.029	.122			.123	.963
E	17	1.334	1.062	1.170	.138	1.218	1.016	.133	1.067
		1.291		1.155	.122			.123	1.057
F	19	1.460	1.156	1.294	.138	1.296	1.142	.133	1.161
		1.417		1.279	.122			.123	1.151
G	21	1.583	1.250	1.419	.138	1.421	1.266	.133	1.255
		1.539		1.404	.122			.123	1.245
H	23	1.709	1.375	1.544	.157	1.546	1.375	.159	1.380
		1.665		1.529	.142			.149	1.370
J	25	1.835	1.500	1.670	.157	1.672	1.484	.159	1.505
		1.791		1.654	.142			.149	1.495

B