

Series 240-804 "Mighty Mouse" Filter Connector
 Push-Pull Quick Disconnect
 Master How to Order • Part Number Breakdown



TABLE I: MATERIALS AND FINISH

SYM	MATERIAL	FINISH DESCRIPTION
M	Aluminum	Electroless Nickel
MT	Aluminum	Ni-PTFE 1000 Hour Grey™ (Nickel Fluorocarbon Polymer)
NF	Aluminum	Cadmium O.D. Over Electroless Nickel
P	Stainless Steel	Electro-Deposited Nickel
ZN	Aluminum	Zinc-Nickel Over Electroless Nickel

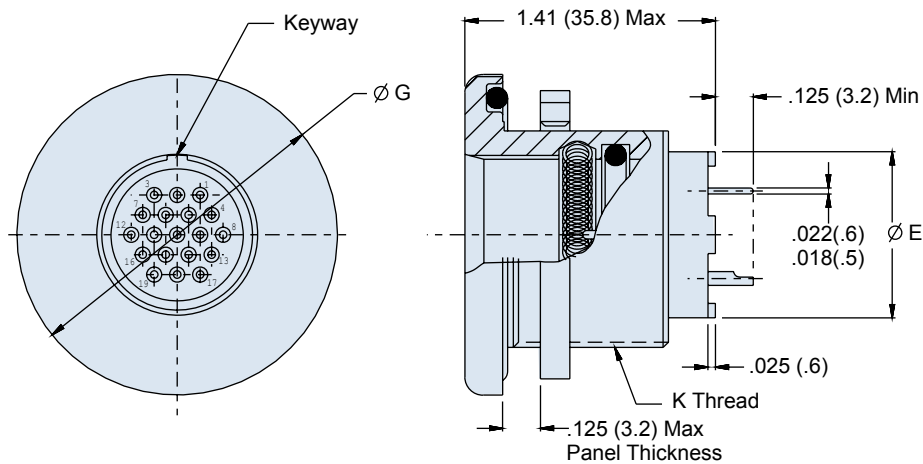
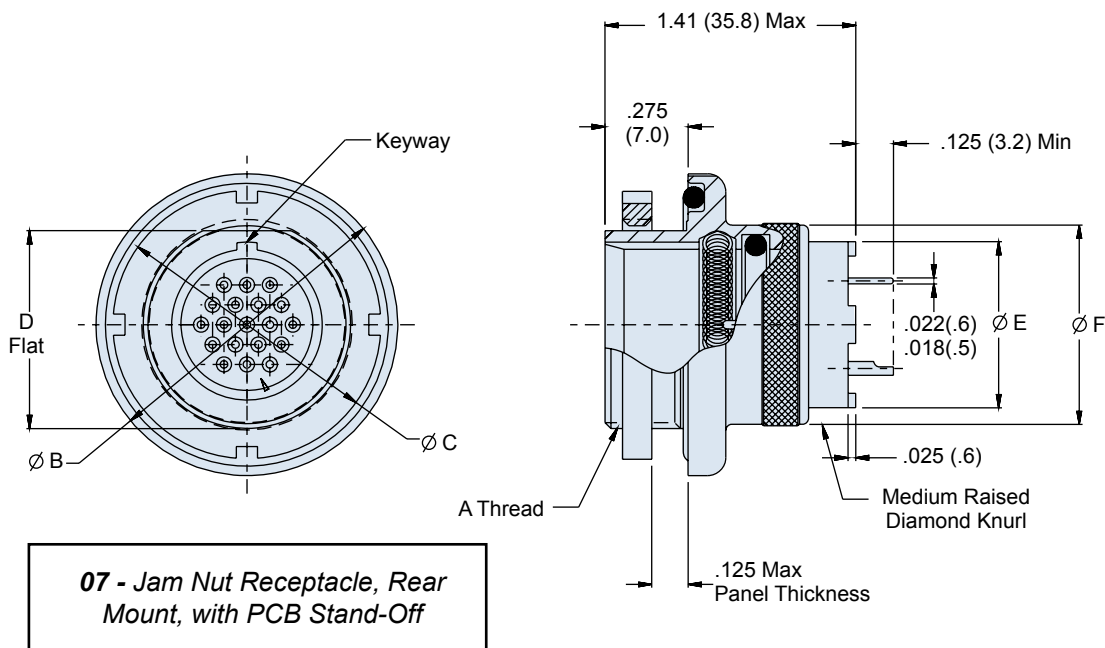
TABLE II: CAPACITOR ARRAY CODE CAPACITANCE RANGE

CLASS	PI - CIRCUIT (pF)	C - CIRCUIT (pF)
A	38,000 - 56,000	19,000 - 28,000
B	32,000 - 45,000	16,000 - 22,500
C	18,000 - 33,000	9,000 - 16,500
D	8,000 - 12,000	4,000 - 6,000
E	3,300 - 5,000	1,650 - 2,500
F	800 - 1,300	400 - 650
G	400 - 600	200 - 300

**TABLE III
INSERT ARRANGEMENTS**

Arr. No.	Contact Size	Contact Qty.
5-3	23	3
6-1	16	1
6-4	23	4
6-7	23	7
7-1	12	1
7-10	23	10
8-13	23	13
9-4	16	4
9-19	23	19
10-26	23	26
12-2	12	2
12-37	23	37
14-55	23	55
15-85	23	85

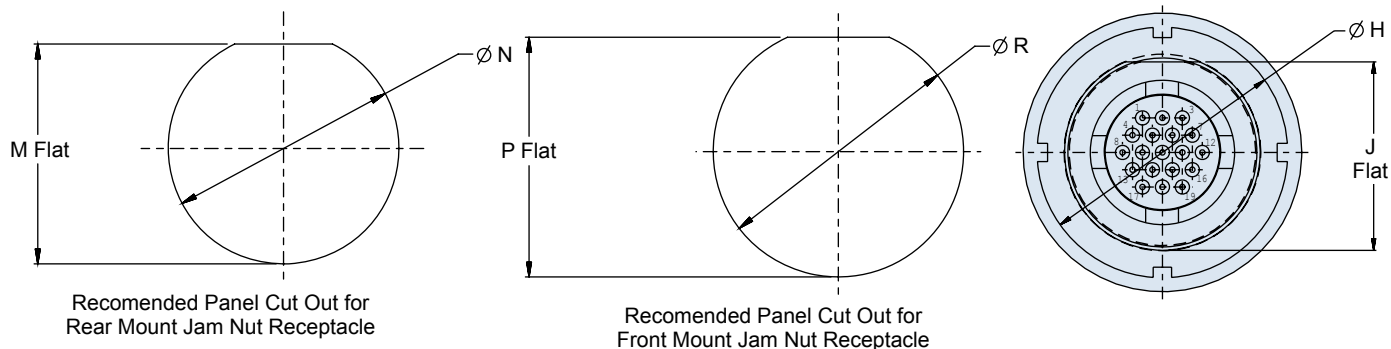
C



240-804-07 and -08
"Mighty Mouse" Filter Connector
Push-Pull Quick Disconnect
Printed Circuit Board Versions with PCB or Solder Cup Contacts



Series 80
Mighty Mouse



C

TABLE II: DIMENSIONS

SHELL SIZE	A THREAD	Ø B	Ø C	D FLAT	Ø E	Ø F	Ø G	Ø H	J FLAT	K THREAD	M FLAT	Ø N	P FLAT	Ø R
5	.4375-32 UN-2A	.790 (20.1)	.660 (16.8)	.415 (10.5)	.348 (8.8)	.450 (11.4)	.830 (21.1)	0.730 (18.5)	.470 (11.9)	.5000-32 UN-2A	.427 (10.8) .423 (10.7)	.448 (11.4)	.482 (12.2) .478 (12.1)	.510 (13.0)
6	.5000-32 UN-2A	.830 (21.1)	.720 (18.3)	.467 (11.9)	.413 (10.5)	.520 (13.2)	.885 (22.5)	.780 (19.8)	.530 (13.5)	.5625-28 UN-2A	.479 (12.2) .475 (12.1)	.510 (13.0)	.542 (13.8) .538 (13.7)	.575 (14.6)
7	.6250-28 UN-2A	.910 (23.1)	.835 (21.2)	.594 (15.1)	.461 (11.7)	.580 (14.7)	.995 (25.3)	.920 (23.4)	.663 (16.8)	.6875-28 UN-2A	.606 (15.4) .601 (15.3)	.635 (16.1)	.676 (17.2) .671 (17.0)	.698 (17.7)
8	.6250-28 UN-2A	.955 (24.3)	.836 (21.2)	.594 (15.1)	.493 (12.5)	.603 (15.3)	.995 (25.3)	.920 (23.4)	.663 (16.8)	.6875-28 UN-2A	.606 (15.4) .602 (15.3)	.635 (16.1)	.676 (17.2) .671 (17.0)	.698 (17.7)
9	.6875-32 UN-2A	1.000 (25.4)	.900 (22.9)	.655 (16.6)	.551 (14.0)	.695 (17.7)	1.075 (27.3)	.970 (24.6)	.720 (18.3)	.7500-28 UN-2A	.667 (16.9) .663 (16.8)	.695 (17.7)	.732 (18.6) .728 (18.5)	.760 (19.3)
10	.7500-28 UN-2A	1.085 (27.6)	.950 (24.1)	.721 (18.3)	.655 (16.6)	.735 (18.7)	1.140 (29.0)	1.040 (26.4)	.788 (20.0)	.8125-28 UN-2A	.734 (18.6) .729 (18.5)	.760 (19.3)	.801 (20.3) .796 (20.2)	.822 (20.9)
12	.8750-28 UN-2A	1.180 (30.0)	1.080 (27.4)	.843 (21.4)	.703 (17.9)	.880 (22.4)	1.340 (34.0)	1.230 (31.2)	.970 (24.6)	1.000-28 UN-2A	.855 (21.7) .851 (21.6)	.885 (22.5)	.982 (24.9) .978 (24.8)	1.010 (25.7)
14	1.0000-28 UN-2A	1.325 (33.7)	1.210 (30.7)	.968 (24.6)	.863 (21.9)	1.010 (25.7)	1.390 (35.3)	1.280 (32.5)	1.020 (25.9)	1.062-20 UN-2A	.980 (24.9) .976 (24.8)	1.010 (25.7)	1.032 (26.2) 1.028 (26.1)	1.075 (27.3)
15	1.125-28 UN-2A	1.390 (35.3)	1.280 (32.5)	1.029 (26.1)	.912 (23.2)	1.060 (26.9)	1.450 (36.8)	1.340 (34.0)	1.093 (27.8)	1.125-28 UN-2A	1.041 (26.4) 1.037 (26.3)	1.070 (27.2)	1.015 (25.8) 1.011 (25.7)	1.135 (28.8)