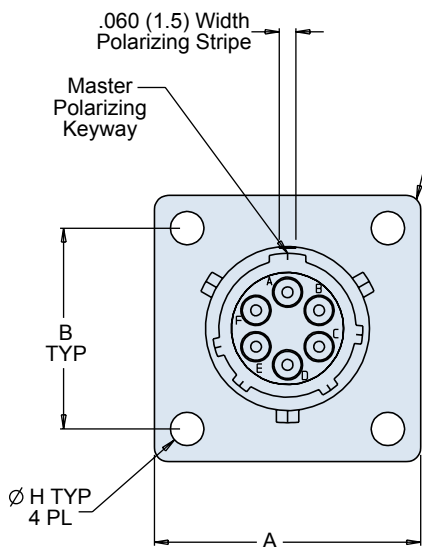
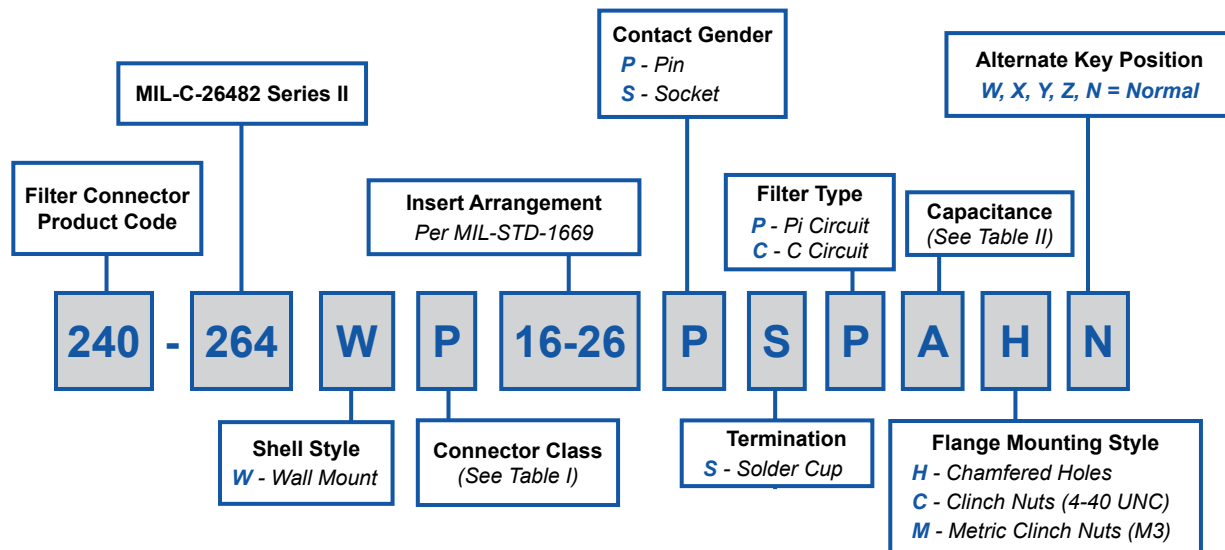


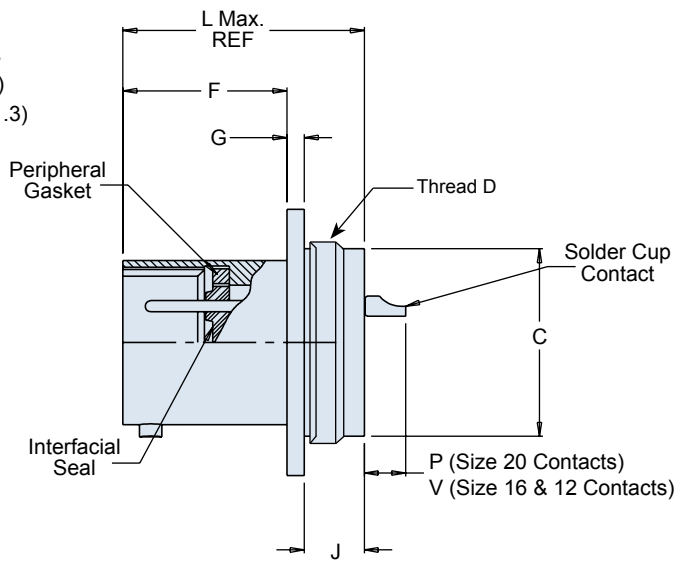


240-264W
MIL-DTL-26482 Series II Type
Wall Mount Receptacle

B



Min. Edge Distance
Relative to Mounting Holes
Shell Sizes 8-18 = .035 (.9)
Shell Sizes 20-24 = .050 (1.3)



W - Wall Mount

240-264W
MIL-DTL-26482 Series II Type
Wall Mount Receptacle



TABLE I: CONNECTOR CLASS

SYM	CLASS	MATERIAL	FINISH DESCRIPTION
M	Environmental	Aluminum	Electroless Nickel
MT	Environmental	Aluminum	Ni-PTFE 1000 Hour Grey™ Nickel Fluorocarbon Polymer
NF	Environmental	Aluminum	Cadmium O.D. Over Electroless Nickel
P	Environmental	Stainless Steel	Electro-Deposited Nickel
ZN	Environmental	Aluminum	Zinc-Nickel Over Electroless Nickel
H2	Hermetic	Stainless Steel	Electroless Nickel

TABLE II: CAPACITOR ARRAY CODE CAPACITANCE RANGE

CLASS	PI - CIRCUIT (pF)	C - CIRCUIT (pF)
X*	160,000 - 240,000	80,000 - 120,000
Y*	80,000 - 120,000	40,000 - 60,000
Z*	60,000 - 90,000	30,000 - 45,000
A	38,000 - 56,000	19,000 - 28,000
B	32,000 - 45,000	16,000 - 22,500
C	18,000 - 33,000	9,000 - 16,500
D	8,000 - 12,000	4,000 - 6,000
E	3,300 - 5,000	1,650 - 2,500
F	800 - 1,300	400 - 650
G	400 - 600	200 - 300

* Reduced DWV – Please consult factory.

TABLE III: DIMENSIONS

SHELL SIZE	A	B	C ∅ MOUNTING LOCATOR	D THREAD (CLASS 2)	F	G	H	J	L (Max)	P	V	PANEL CUT-OUT ∅	MAX. WEIGHT (Lbs.)
8	.828 (21.0)	.594 (15.1)	.563 (14.3) .557 (14.1)	.500-20 UNF	.431 (10.9) .462 (11.7)	.078 (2.0) .046 (1.2)	.120 (3.0)	.125 (3.2) .105 (2.7)	1.38 (35.1)	.178 (4.5) .188 (4.8)	.248 (6.3) .188 (4.8)	.570 (14.5)	.038
10	.954 (24.2)	.719 (18.3)	.673 (17.1) .667 (16.9)	.625-24 UNEF		.078 (2.0) .046 (1.2)	.120 (3.0)	.125 (3.2) .105 (2.7)	1.38 (35.1)	.178 (4.5) .188 (4.8)	.248 (6.3) .188 (4.8)	.680 (17.3)	.044
12	1.047 (26.6)	.812 (20.6)	.782 (19.9) .776 (19.7)	.750-20 UNEF		.078 (2.0) .046 (1.2)	.120 (3.0)	.125 (3.2) .105 (2.7)	1.38 (35.1)	.178 (4.5) .188 (4.8)	.248 (6.3) .188 (4.8)	.789 (20.0)	.052
14	1.141 (29.0)	.906 (23.0)	.907 (23.0) .901 (22.9)	.875-20 UNEF		.078 (2.0) .046 (1.2)	.120 (3.0)	.125 (3.2) .105 (2.7)	1.38 (35.1)	.178 (4.5) .188 (4.8)	.248 (6.3) .188 (4.8)	.914 (23.2)	.070
16	1.234 (31.3)	.969 (24.6)	1.032 (26.2) 1.026 (26.1)	1.000-20 UNEF		.078 (2.0) .046 (1.2)	.120 (3.0)	.125 (3.2) .105 (2.7)	1.38 (35.1)	.178 (4.5) .188 (4.8)	.248 (6.3) .188 (4.8)	1.039 (6.4)	.085
18	1.328 (33.7)	1.062 (27.0)	1.157 (29.4) 1.151 (29.2)	1.0625-18 UNEF		.078 (2.0) .046 (1.2)	.120 (3.0)	.125 (3.2) .105 (2.7)	1.38 (35.1)	.178 (4.5) .188 (4.8)	.248 (6.3) .188 (4.8)	1.164 (29.6)	.098
20	1.453 (36.9)	1.156 (29.4)	1.251 (31.8) 1.245 (31.6)	1.1875-18 UNEF	.556 (14.1) .587 (14.9)	.110 (2.8) .078 (2.0)	.120 (3.0)	.093 (2.4) .073 (1.9)	1.44 (36.6)	.178 (4.5) .188 (4.8)	.248 (6.3) .188 (4.8)	1.258 (32.0)	.110
22	1.578 (40.1)	1.250 (31.8)	1.376 (35.0) 1.371 (34.8)	1.3125-18 UNEF		.110 (2.8) .078 (2.0)	.120 (3.0)	.093 (2.4) .073 (1.9)	1.44 (36.6)	.178 (4.5) .188 (4.8)	.216 (5.5) .156 (4.0)	1.383 (35.1)	.150
24	1.703 (43.3)	1.375 (34.9)	1.501 (38.1) 1.495 (38.0)	1.4375-18 UNEF	.589 (15.0) .620 (15.7)	.110 (2.8) .078 (2.0)	.147 (3.7)	.093 (2.4) .073 (1.9)	1.44 (36.6)	.178 (4.5) .188 (4.8)	.216 (5.5) .156 (4.0)	1.508 (38.3)	.280