

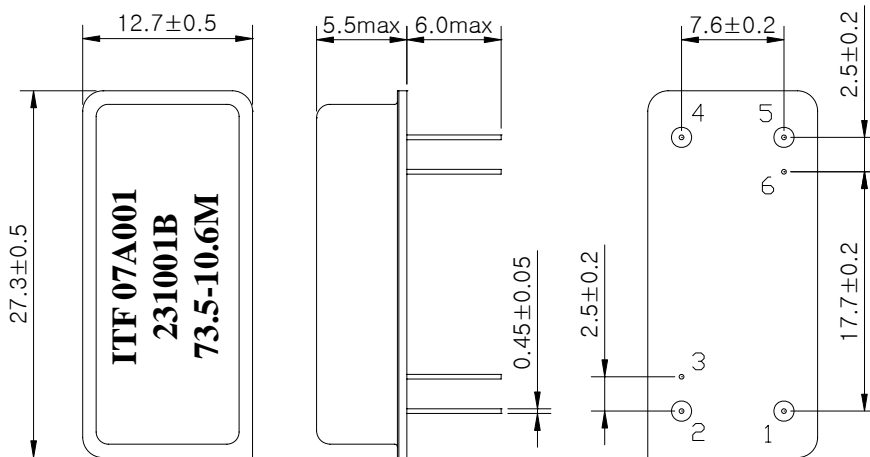
# SAW Bandpass Filter 231001B



## 1. Features

- IF Bandpass Filter
- High Attenuation
- Single-Ended Operation
- DIP Package
- Maximum Storage Temperature Range : -40°C ~ 85°C
- Electrostatics Sensitive Device (ESD)


## 2. Package Dimension



### Package : D2712

Dimensions shown are nominal in millimeters  
 Base : Fe(SPCC), Au plating over Ni plated  
 Cap : Cu & Cr Alloy, Ni Plated  
 Termination : Kovar, Au Plated

Pin Configuration	
1	Input
5	Output
2, 4	Ground
3, 6	Case ground

	<b>ITF Co., Ltd.</b> 102-901, Bucheon Technopark 364, Samjeong-Dong, Ojeong-Gu, Bucheon-City, Gyeonggi-Do, Korea 421-809	Part No.	231001B	
		Rev. Date	2007-10-16	
		Rev.	NM7053-CS01	1/5

# SAW Bandpass Filter 231001B



## 3. Specifications

Fo = 73.5 MHz

Terminating source impedance : 50Ω and matching network


Terminating load impedance : 50Ω and matching network

Operating Temperature : -20 °C ~ +60 °C		Minimum	Typical	Maximum
Center Frequency	MHz	-	73.5	-
Insertion Loss	dB	-	22.5	25.0
1dB Bandwidth	MHz	10.4	10.66	-
3dB Bandwidth	MHz	-	10.86	-
40dB Bandwidth	MHz	-	11.71	12.0
Amplitude Ripple (fo± 5.0 MHz)	dB	-	0.55	1.0
Group Delay Variation (fo± 5.0 MHz)	nsec	-	50	100
Absolute Delay	usec	-	3.14	-
Ultimate Rejection	dB	50	58	-
Temperature Coefficient of Frequency	ppm/°C	-	-72	-

Room Temperature : +25 °C		Minimum	Typical	Maximum
Insertion Loss	dB	-	22.5	25.0
Amplitude Ripple (fo ± 5.21 MHz)	dB	-	0.55	1.0
Group Delay Variation (fo ± 5.21 MHz)	nsec	-	50	100

### Notes :

- 1) All specifications are based on the matching schematic shown below
- 2) All specifications are measured by Agilent Network analyzer and full 2 port calibration at room temperature
- 3) All attenuation measurements are measured relative to insertion loss

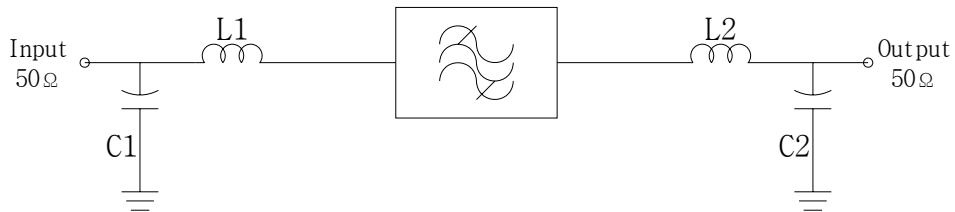
	<b>ITF Co., Ltd.</b> 102-901, Bucheon Technopark 364, Samjeong-Dong, Ojeong-Gu, Bucheon-City, Gyeonggi-Do, Korea 421-809	Part No.	231001B	
		Rev. Date	2007-10-16	
		Rev.	NM7053-CS01	2/5

# SAW Bandpass Filter 231001B



## 4. Matching Schematic

( Actual matching values may vary due to PCB layout and parasitics )



$$L1 = L2 = 68\text{nH}, C1 = C2 = 47\text{pF}$$


## 5. Marking Configuration

ITF<sup>1)</sup> 07A001<sup>2)</sup>

231001B<sup>3)</sup>

73.5<sup>4)</sup>-10.6M<sup>5)</sup>

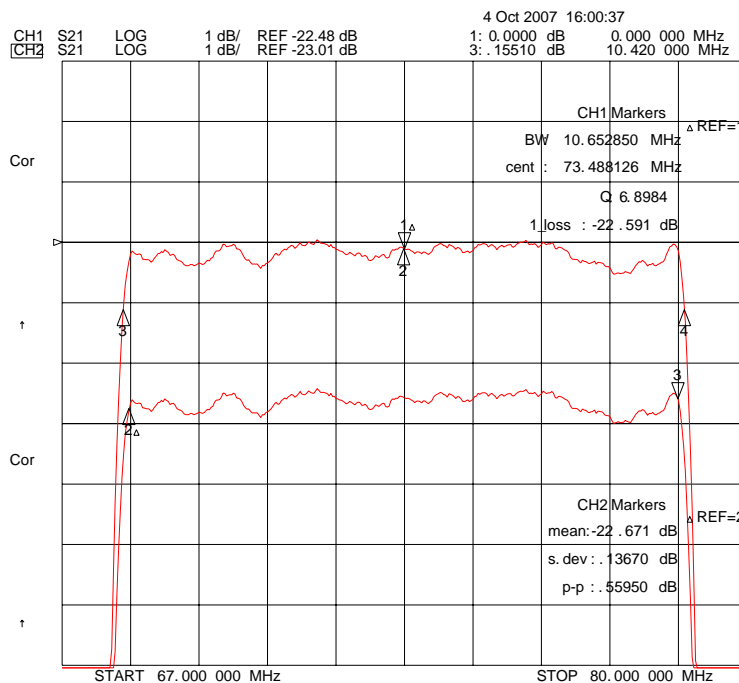
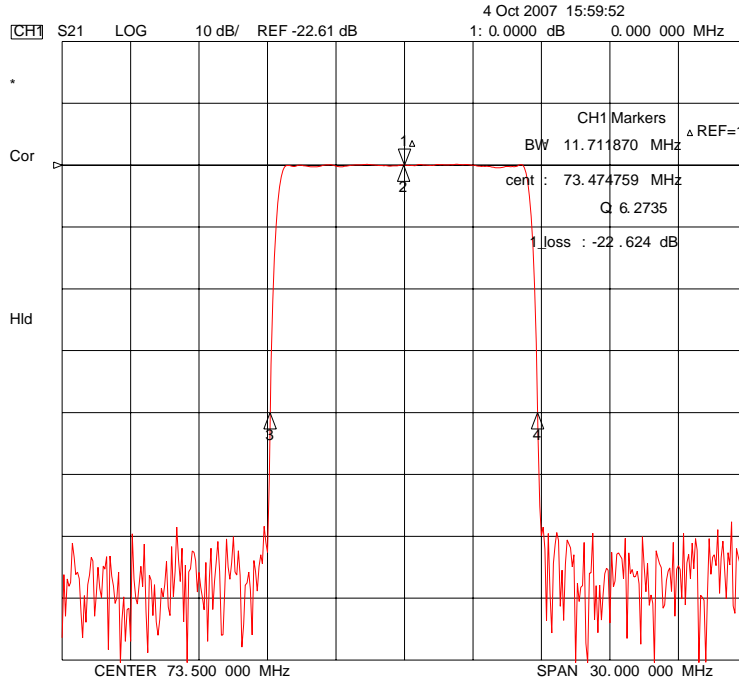
- 1) Manufacturer name
- 2) Lot Number
- 3) Part Number
- 4) Center Frequency
- 5) 1dB-Bandwidth

 Integrated Technology Future	<b>ITF Co., Ltd.</b> 102-901, Bucheon Technopark 364, Samjeong-Dong, Ojeong-Gu, Bucheon-City, Gyeonggi-Do, Korea 421-809	Part No.	231001B	
		Rev. Date	2007-10-16	
		Rev.	NM7053-CS01	3/5

# SAW Bandpass Filter 231001B



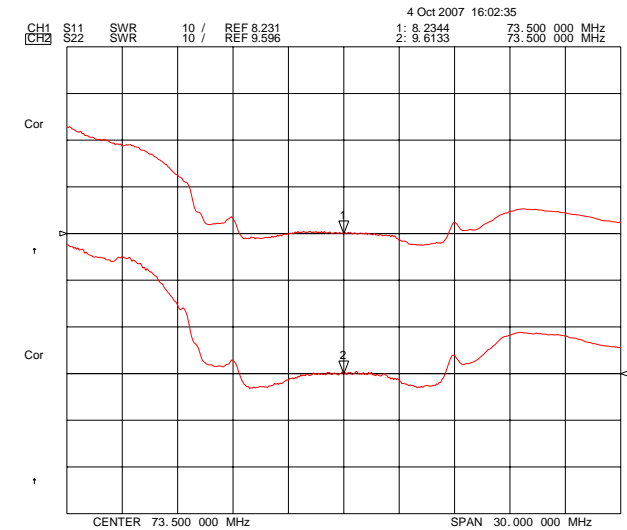
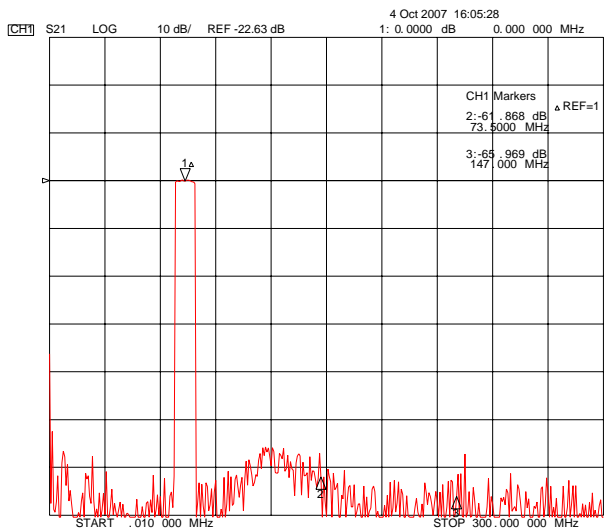
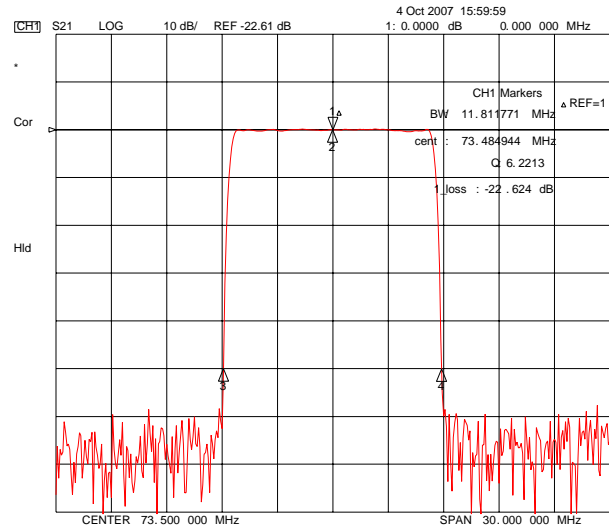
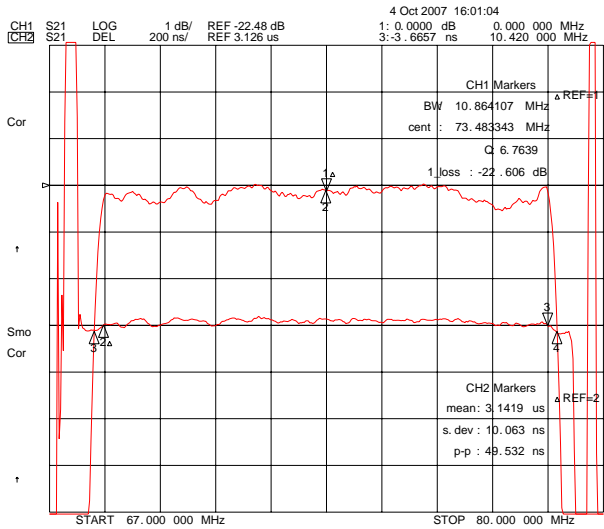
## 6. Typical Performance ( at +25°C )



**ITF Co., Ltd.**  
 102-901, Bucheon Technopark 364,  
 Samjeong-Dong, Ojeong-Gu, Bucheon-City,  
 Gyeonggi-Do, Korea 421-809

Part No.	231001B	
Rev. Date	2007-10-16	
Rev.	NM7053-CS01	4/5

# SAW Bandpass Filter 231001B



**ITF Co., Ltd.**  
 102-901, Bucheon Technopark 364,  
 Samjeong-Dong, Ojeong-Gu, Bucheon-City,  
 Gyeonggi-Do, Korea 421-809

Part No.	231001B	
Rev. Date	2007-10-16	
Rev.	NM7053-CS01	5/5