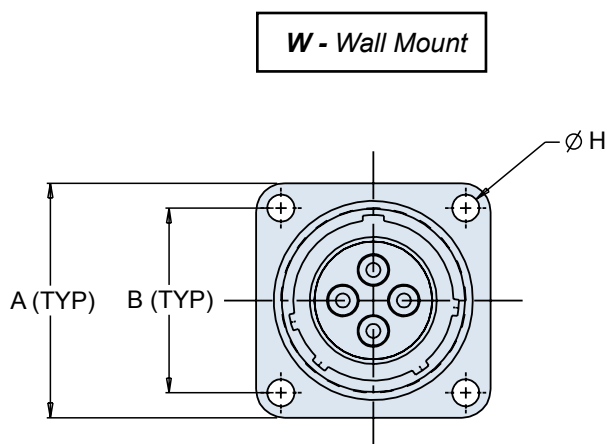
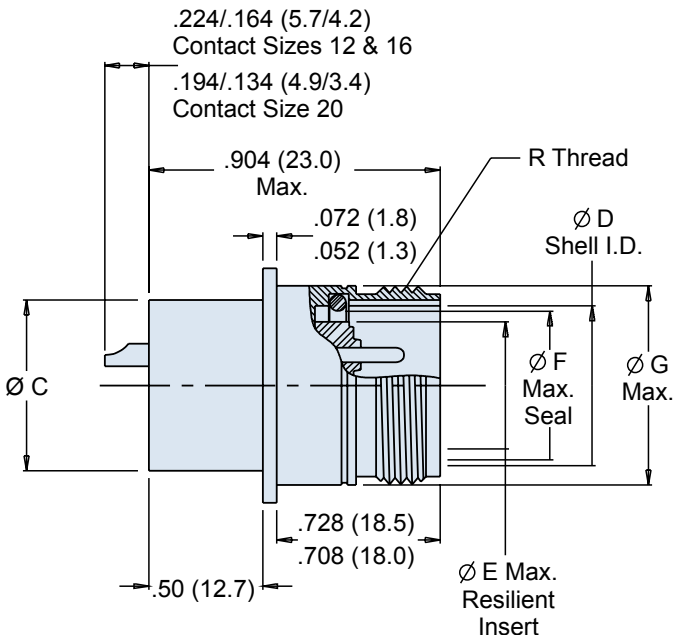
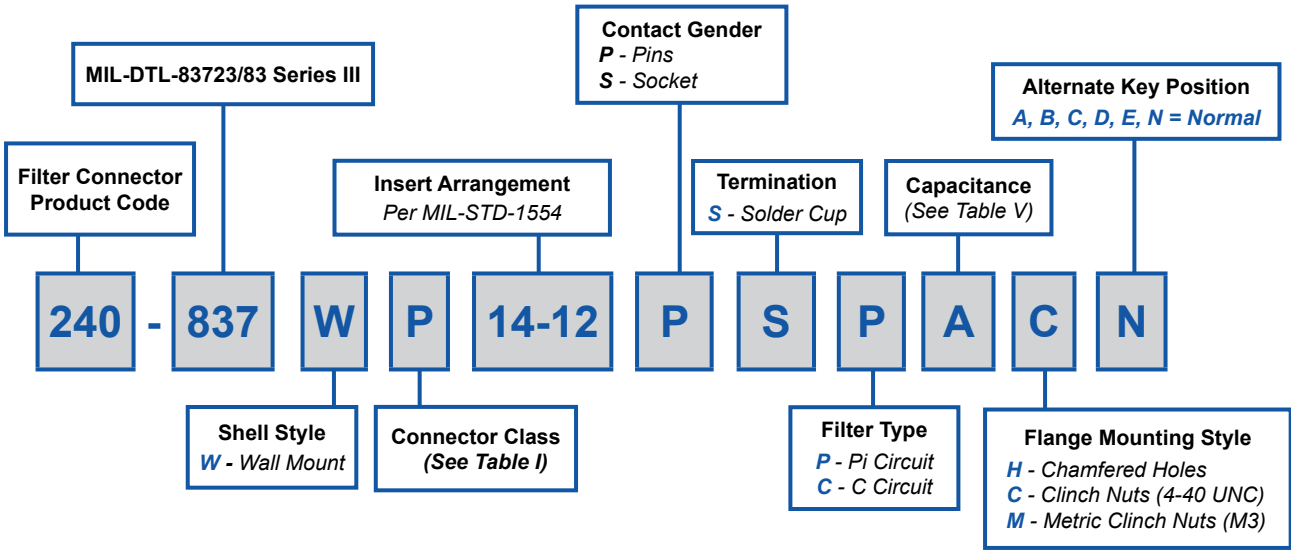




240-837W
MIL-DTL-83723/83 Series III Filter Receptacle
Wall Mount Receptacle

B



240-837W
MIL-DTL-83723/83 Series III Filter Receptacle
Wall Mount Receptacle



TABLE I: CONNECTOR CLASS

SYM	CLASS	MATERIAL	FINISH DESCRIPTION
M	Environmental	Aluminum	Electroless Nickel
MT	Environmental	Aluminum	Nickel Fluorocarbon polymer (Ni-PTFE)
NF	Environmental	Aluminum	Cadmium O.D. Over Electroless Nickel
P	Environmental	Stainless Steel	Electro-Deposited Nickel
ZN	Environmental	Aluminum	Zinc-Nickel Over Electroless Nickel
H2	Hermetic	Stainless Steel	Electroless Nickel

TABLE II: CAPACITOR ARRAY CODE CAPACITANCE RANGE

CLASS	PI - CIRCUIT (pF)	C - CIRCUIT (pF)
X*	160,000 - 240,000	80,000 - 120,000
Y*	80,000 - 120,000	40,000 - 60,000
Z*	60,000 - 90,000	30,000 - 45,000
A	38,000 - 56,000	19,000 - 28,000
B	32,000 - 45,000	16,000 - 22,500
C	18,000 - 33,000	9,000 - 16,500
D	8,000 - 12,000	4,000 - 6,000
E	3,300 - 5,000	1,650 - 2,500
F	800 - 1,300	400 - 650
G	400 - 600	200 - 300

* Reduced DWV – Please consult factory.

TABLE III: DIMENSIONS

SHELL SIZE	A	B	C Ø	D Ø SHELL I.D.	E Ø RESILIENT INSERT	F Ø MAX. SEAL	G Ø MAX.	H Ø THROUGH 4 PL	R COUPLING THREAD UNEF-2A	PANEL CUT-OUT Ø
8	.812 (20.6)	.594 (15.1)	.500 (12.7)	.418 (10.6) .413 (10.5)	.290 (7.4)	.394 (10.0)	.562 (14.3)	.125 (3.2) .116 (2.9)	.562-24	.572 (14.5)
10	.937 (23.8)	.719 (18.3)	.560 (14.2)	.535 (13.6) .530 (13.5)	.388 (9.9)	.515 (13.1)	.696 (17.7)	.125 (3.2) .116 (2.9)	.688-24	.706 (17.9)
12	1.031 (26.2)	.812 (20.6)	.750 (19.1)	.705 (17.9) .700 (17.8)	.558 (14.2)	.685 (17.4)	.875 (22.2)	.125 (3.2) .116 (2.9)	.875-20	.885 (22.5)
14	1.125 (28.6)	.906 (23.0)	.810 (20.6)	.774 (19.7) .769 (19.5)	.627 (15.9)	.754 (19.2)	.936 (23.8)	.125 (3.2) .116 (2.9)	.938-20	.946 (24.0)
16	1.250 (31.8)	.969 (24.6)	.930 (23.6)	.901 (22.9) .896 (22.8)	.772 (19.6)	.881 (22.4)	1.062 (27.0)	.125 (3.2) .116 (2.9)	1.062-18	1.072 (27.2)
18	1.343 (34.1)	1.062 (27.0)	1.060 (26.9)	1.007 (25.6) 1.002 (25.5)	.860 (21.8)	.987 (25.1)	1.187 (30.1)	.125 (3.2) .116 (2.9)	1.188-18	1.197 (30.4)
20	1.437 (36.5)	1.156 (29.4)	1.180 (30.0)	1.132 (28.8) 1.125 (28.6)	.985 (25.0)	1.112 (28.2)	1.312 (33.3)	.125 (3.2) .116 (2.9)	1.312-18	1.322 (33.6)
22	1.562 (39.7)	1.250 (31.8)	1.310 (33.3)	1.257 (31.9) 1.252 (31.8)	1.110 (28.2)	1.237 (31.4)	1.437 (36.5)	.125 (3.2) .116 (2.9)	1.438-18	1.447 (36.8)
24	1.703 (43.3)	1.375 (34.9)	1.430 (36.3)	1.382 (35.1) 1.377 (35.0)	1.235 (31.4)	1.362 (34.6)	1.562 (39.7)	.154 (3.9) .145 (3.7)	1.562-18	1.572 (39.9)