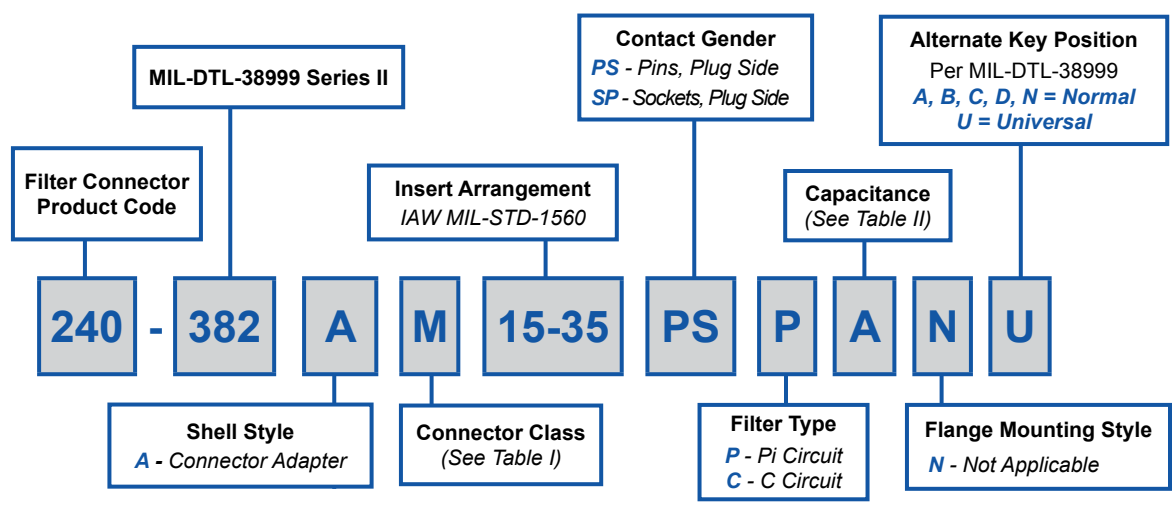


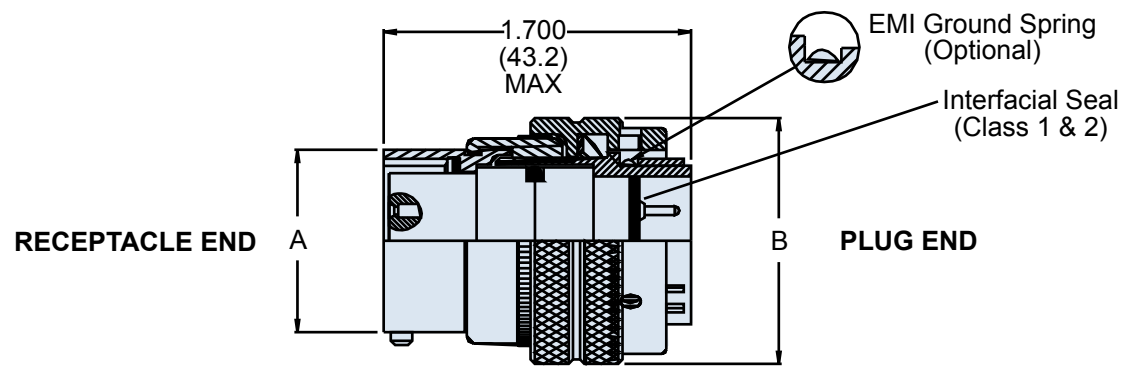


240-382A
MIL-DTL-38999 Series II Filter Connector
Connector Adapter

B



A - Connector Adapter

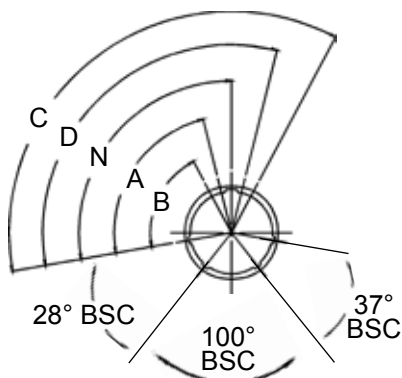


* Please consult factory for Pin/Pin and/or Socket/Socket contact arrangements.

240-382A
MIL-DTL-38999 Series II Filter Connector
Connector Adapter



MIL-DTL-38999
Connectors



B

TABLE I: CONNECTOR CLASS

SYM	CLASS	MATERIAL	FINISH DESCRIPTION
M	Environmental	Aluminum	Electroless Nickel
MT	Environmental	Aluminum	Ni-PTFE 1000 Hour Grey™ Nickel Fluorocarbon Polymer
NF	Environmental	Aluminum	Cadmium O.D. Over Electroless Nickel
P	Environmental	Stainless Steel	Electro-Deposited Nickel
ZN	Environmental	Aluminum	Zinc-Nickel Over Electroless Nickel

SHELL DIAMETER

Shell Size	A Max	B Max
08	.474 (12.0)	.750 (19.1)
10	.591 (15.0)	.859 (21.8)
12	.751 (19.1)	1.031 (26.2)
14	.875 (22.2)	1.156 (29.4)
16	1.001 (25.4)	1.281 (32.5)
18	1.126 (28.6)	1.391 (35.3)
20	1.251 (31.8)	1.531 (38.9)
22	1.376 (35.0)	1.656 (42.1)
24	1.501 (38.1)	1.777 (45.1)

TABLE II: CAPACITOR ARRAY CODE
CAPACITANCE RANGE

CLASS	PI - CIRCUIT (pF)	C - CIRCUIT (pF)
X*	160,000 - 240,000	80,000 - 120,000
Y*	80,000 - 120,000	40,000 - 60,000
Z*	60,000 - 90,000	30,000 - 45,000
A	38,000 - 56,000	19,000 - 28,000
B	32,000 - 45,000	16,000 - 22,500
C	18,000 - 33,000	9,000 - 16,500
D	8,000 - 12,000	4,000 - 6,000
E	3,300 - 5,000	1,650 - 2,500
F	800 - 1,300	400 - 650
G	400 - 600	200 - 300

Consult Factory for
Additional Filter Types,
TVS Diodes, and other
Custom Filter Connector
Configurations.

MASTER KEY POSITION

NORMAL	A°	B°	C°	D°
100°	79°	66°	134°	121°

* Reduced DWV – Please consult factory.