



GLASS PASSIVATED SINGLE-PHASE BRIDGE RECTIFIER

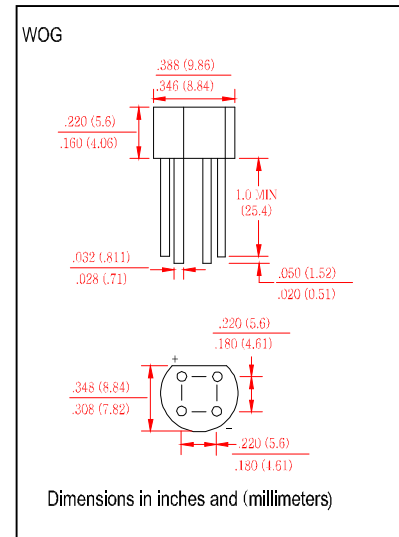
2W005G THRU 2W10G

FEATURES

- Plastic package has underwriters laboratory
- Flammability classification 94V-0
- This series is UL recognized under component index, file number E127707
- Glass passivated ship junction
- High case dielectric strength
- Typical I_r less than $0.5 \mu A$
- High surge current capability
- Ideal for printed circuit boards
- High temperature soldering guaranteed $260^\circ C/10$ seconds, $0.375''$ (9.5mm) lead length at 5 lbs (2.3kg) tension

MECHANICAL DATA

- Case: Epoxy, Molded Plastic body over passivated junctions
- Terminal: Plated leads solderable per MIL-STD-750 method 2026
- Mounting position: Any
- Weight: 0.04 ounce, 1.1 gram



MAXIMUM RATINGS AND ELECTRICAL CHARACTERISTICS

- Ratings at $25^\circ C$ ambient temperature unless otherwise specified

	SYMBOLS	2W005G	2W01G	2W02G	2W04G	2W06G	2W08G	2W10G	UNIT
Maximum Repetitive Peak Reverse Voltage	V_{RRM}	50	100	200	400	600	800	1000	Volts
Maximum RMS Voltage	V_{RMS}	35	70	140	280	420	560	700	Volts
Maximum DC Blocking Voltage	V_{DC}	50	100	200	400	600	800	1000	Volts
Maximum Average Forward Rectified Current at $0.375''$ (9.5mm) lead length (Note 1)	$I_{F(AV)}$	2.0							Amps
Peak Forward Surge Current 8.3ms single half sine-wave superimposed on rated load (JEDEC method)	I_{FSM}	60							Amps
Rating for Fusing ($t < 8.3ms$)	I^2t	15							A^2s
Maximum Instantaneous Forward Voltage Drop Per element at 1.5A DC	V_F	1.1							Volts
Maximum Average Reverse Current at rated DC Blocking Voltage	$T_A = 25^\circ C$	5.0							μA
	$T_A = 125^\circ C$	500.0							μA
Typical Junction Capacitance per leg at 4.0V, 1MHz	C_j	40				20			pF
Typical Thermal Resistance per leg (NOTE 1)	$R_{\theta JL}$	15							$^\circ C/W$
	$R_{\theta JA}$	40							
Operating Temperature Range	T_J	(-55 to +150)							$^\circ C$
Storage Temperature Range	T_{STG}	(-55 to +150)							

Notes: 1. Thermal resistance from junction to lead at $0.375''$ (9.5mm) lead length P.C.B. mounting.



GLASS PASSIVATED SINGLE-PHASE BRIDGE RECTIFIER

2W005G THRU 2W10G

RATINGS AND CHARACTERISTICS CURVES 2W005G THRU 2W10G

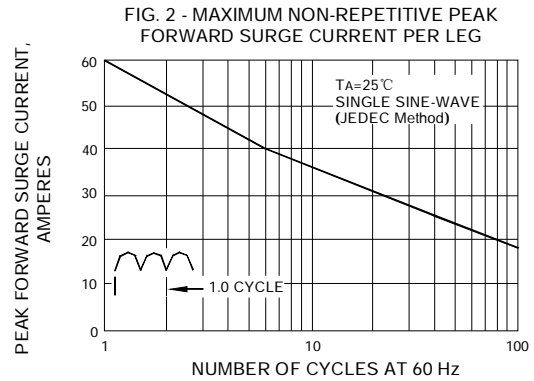
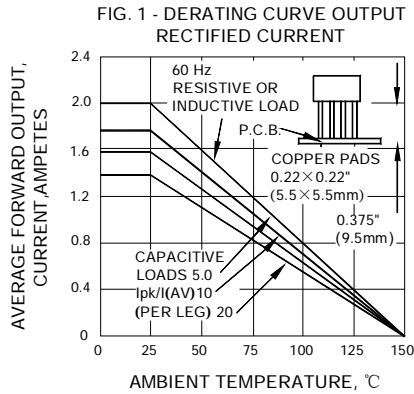


FIG. 3 - TYPICAL FORWARD CHARACTERISTICS PER LEG

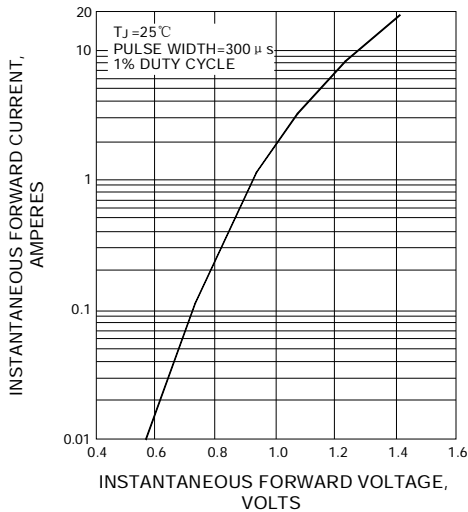


FIG. 4 - TYPICAL REVERSE CHARACTERISTICS PER LEG

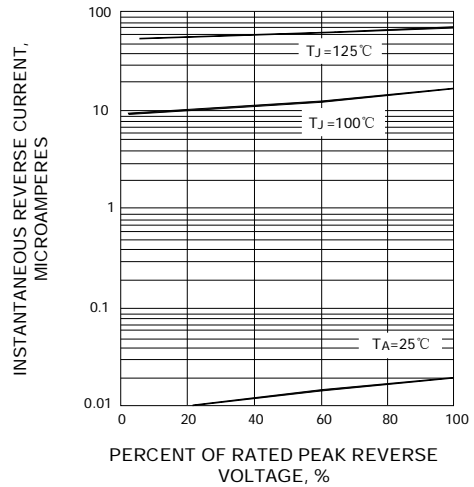


FIG. 5 - TYPICAL JUNCTION CAPACITANCE PER LEG

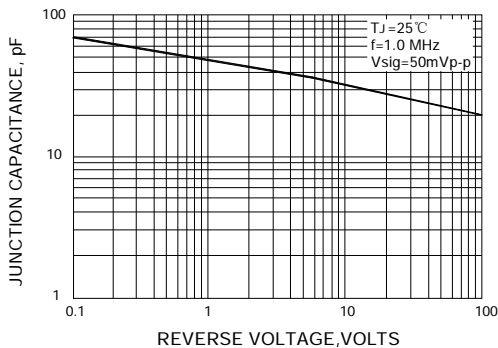


FIG. 6 - TYPICAL TRANSIENT THERMAL IMPEDANCE

