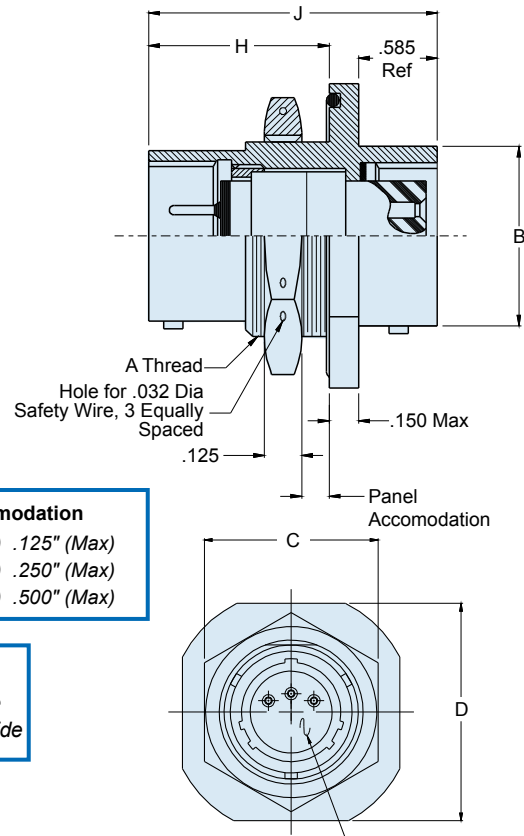
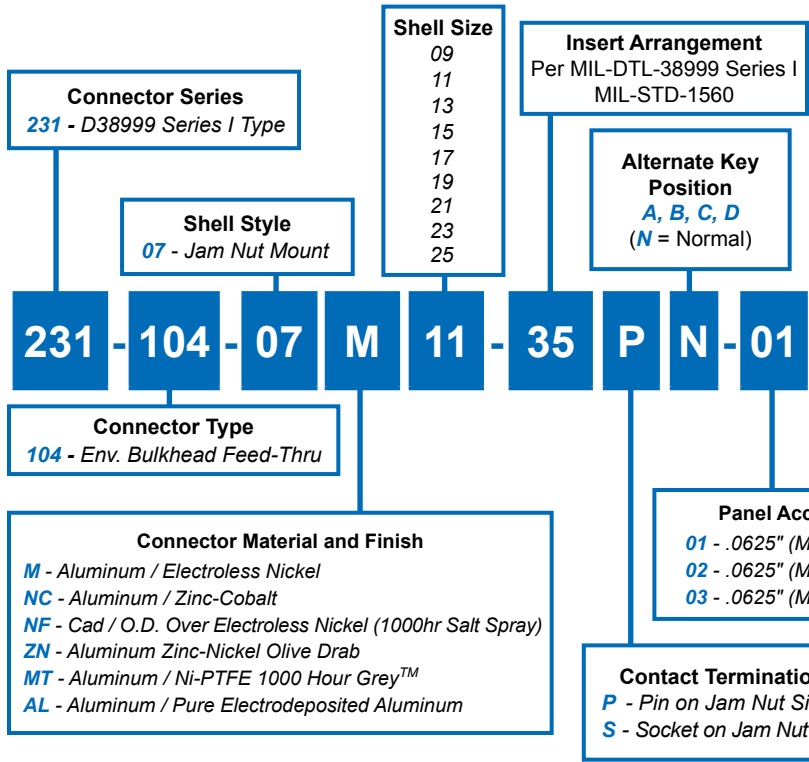




231-104-07 Jam Nut Environmental Bulkhead Feed-Thru MIL-DTL-38999 Series I Type



Insert arrangement, per MIL-C-38999, Series I MIL-STD-1560

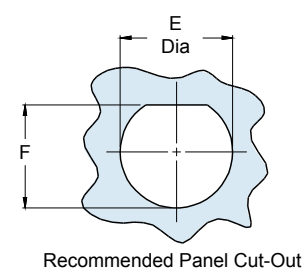


TABLE I: CONNECTOR DIMENSIONS

SHELL SIZE	A THREAD CLASS 2A	B DIA MAX	C HEX	D FLATS	E DIA ±.005(0.1)	F +.000-.005 (0-0.1)
09	.688-24 UNEF	.573(14.6)	.875(22.2)	1.062(27.0)	.703(17.9)	.669(17.0)
11	.813-20 UNEF	.701(17.8)	1.000(25.4)	1.250(31.8)	.827(21.0)	.769(19.5)
13	1.000-20 UNEF	.851(21.6)	1.188(30.2)	1.375(34.9)	1.015(25.8)	.955(24.3)
15	1.125-18 UNEF	.976(24.8)	1.312(33.3)	1.500(38.1)	1.140(29.0)	1.084(27.5)
17	1.250-18 UNEF	1.101(28.0)	1.438(36.5)	1.625(41.3)	1.265(32.1)	1.208(30.7)
19	1.375-18 UNEF	1.208(30.7)	1.562(39.7)	1.812(46.0)	1.390(35.3)	1.333(33.9)
21	1.500-18 UNEF	1.333(33.9)	1.688(42.9)	1.938(49.2)	1.515(38.5)	1.459(37.1)
23	1.625-18 UNEF	1.458(37.0)	1.812(46.0)	2.062(52.4)	1.640(41.7)	1.580(40.1)
25	1.750-18 UNS	1.583(40.2)	2.000(50.8)	2.188(55.6)	1.765(44.8)	1.709(43.4)

APPLICATION NOTES

- Power to a given contact on one end will result in power to contact directly opposite regardless of identification letter
 - Metric Dimensions (mm) are indicated in parentheses
 - Material/finish:
Shell, locking, jam nut—Al alloy, See Table II Page D-5
- Contacts—Copper alloy/gold plate
Insulators—High grade rigid dielectric/N.A.
Bayonet Pins—CRES/passivate
Seals—silicone/N.A.