P-Channel Power MOSFET's

Operating Temperature: -55°C to 150°C

Part No.	Drain-Source Brkdwn. Voltg.	Min. On-State DS Current	Typ. Static DS Resistance	Part No.	Drain-Source Brkdwn. Voltg.	Min. On-State DS Current	Typ. Static DS Resistance	Package	Outline (Max. in mm)
	BV_{DSS}(V)	$I_{D(ON)}$(mA)	$R_{DS(ON)}$(Ω)		BV_{DSS}(V)	$I_{D(ON)}$(A)	$R_{DS(ON)}$(Ω)	Bulk/Reel	
J174	30.00	1.00	85	J176	30.00	.25	250	1000/2000	TO-92
J175	30.00	.50	125	J270	30.00	-	-		

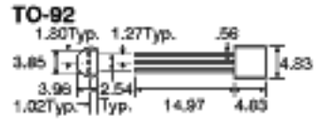

N-Channel JFET's

Part No.	BV_{GSS} Min.	V_P @ V_{DS} & I_D				G_{fs}		C_{iss} Max.	C_{rss} Max.	Package	Outline (Max. in mm)
		Min.	Max.			Min.	Max.				
	(V)	(V)	(V)	(V)	(nA)	(mmho)	(mmho)	(pF)	(pF)	Bulk/Reel	
2N3819	25	-	8.0	15	2	-	-	8	4.0	1000/2000	TO-92
2N5246	30	0.50	4.0	15	10	-	-	4.5	1.0		
2N5247	30	1.50	8.0	15	10	-	-	4.5	1.0		
2N5457	25	0.50	6.0	15	10	1.0	5.0	7	3.0		
2N5458	25	1.00	7.0	15	10	1.5	5.5	7	3.0		
2N5459	25	2.00	8.0	15	10	2.0	6.0	7	3.0		
2N5484	25	0.30	3.0	15	10	-	-	5	1.0		
2N5485	25	0.50	4.0	15	10	-	-	5	1.0		
2N5486	25	2.00	6.0	15	10	-	-	5	1.0		
2N5639	30	-	8.0	15	1	-	-	10	4.0		
2N5640	30	-	-	-	-	-	-	10	4.0		
2N5949	30	3.00	7.0	15	100	-	-	6	2.0		
2N5950	30	2.50	6.0	15	100	-	-	6	2.0		
2N5951	30	2.00	5.0	15	100	-	-	6	2.0		
2N5952	30	1.30	4.5	15	100	-	-	6	2.0		
BF245A	30	0.50	8.0	15	10	3.0	6.5	4	1.1		
PN4092	40	2.00	7.0	20	1	-	-	16	5.0		
PN4093	40	1.00	5.0	20	1	-	-	16	5.0		
PN4118	40	1.00	3.0	10	1	80.0	250.0	3	1.5		
PN4303	30	-	6.0	20	10	2.0	-	6	3.0		
PN4391	40	4.00	10.0	20	1	-	-	14	3.5		
PN4393	40	0.50	3.0	20	1	-	-	14	3.5		
PN5434	25	1.00	4.0	5	3	-	-	30	15.0		
TI873	30	4.00	10.0	15	4	-	-	18	8.0		

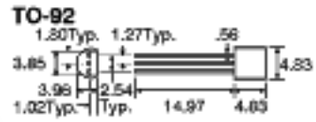

EEPW 電子產品世界 .com.cn

N-Channel Metal Can JFET's

Part No.	BV_{GSS} Min.	V_P @ V_{DS} & I_D				G_{fs}		C_{iss} Max.	C_{rss} Max.	Package	Outline (Typ. in mm)
		Min.	Max.			Min.	Max.				
	(V)	(V)	(V)	(V)	(nA)	(mmho)	(mmho)	(pF)	(pF)	Bulk	
2N4338	50	0.3	1.0	15	100	0.6	1.8	7.0	3.0	250	TO-18
2N4339		0.6	1.8	15	100	0.8	2.4	7.0	3.0		
2N4340		1.0	3.0	15	100	1.3	3.0	7.0	3.0		
2N4341		2.0	6.0	15	100	2.0	4.0	7.0	3.0		

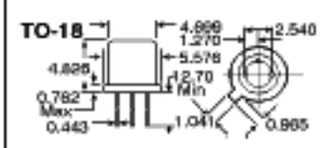

Part No.	BV_{GSS} Min.	V_P @ V_{DS} & I_D				$R_{DS(on)}$ @ I_D		C_{iss} Max.	C_{rss} Max.	t_{on} Max.	t_{off} Max.	Package	Outline (Typ. in mm)
		Min.	Max.			Min							
	(V)	(V)	(V)	(V)	(mA)	(Ω)	(mA)	(pF)	(pF)	(ns)	(ns)	Bulk	
2N3971	40	2.0	5.0	20	1.0	60	1	25.0	6.0	30	60	250	TO-18
2N4091		5.0	10.0	20	1.0	30	1	16.0	5.0	25	40		
2N4092		2.0	7.0	20	1.0	50	1	16.0	5.0	35	60		
2N4093		1.0	5.0	20	1.0	80	1	16.0	5.0	60	80		
2N4391		4.0	10.0	20	1.0	30	1	14.0	3.5	15	20		
2N4392		2.0	5.0	20	1.0	60	1	14.0	3.5	15	35		
2N4856		4.0	10.0	15	0.5	25	-	18.0	8.0	9	25		
2N4858		0.8	4.0	15	0.5	60	-	18.0	8.0	20	100		
2N4858A		0.8	4.0	15	0.5	60	-	10.0	3.5	16	80		
2N4393		0.5	3.0	20	1.0	100	1	14.0	3.5	15	55		
2N4859	30	4.0	10.0	15	0.5	25	-	18.0	8.0	9	25		
2N4860		2.0	6.0	15	0.5	40	-	18.0	8.0	10	50		
2N4860A		2.0	6.0	15	0.5	40	-	10.0	3.5	10	40		
2N4861		0.8	4.0	15	0.5	60	-	18.0	8.0	20	100		

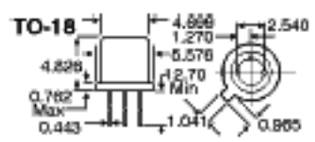

TAITRON Components Incorporated www.taitroncomponents.com
TEL: (800) TAITRON • (800) 247-2232 • (661) 257-6060 FAX: (800) TAIT-FAX • (661) 257-6415

TC