

# 2SC1473, 2SC1473A

Silicon NPN triple diffusion planer type

For general amplification

2SC1473 complementary to 2SA1018

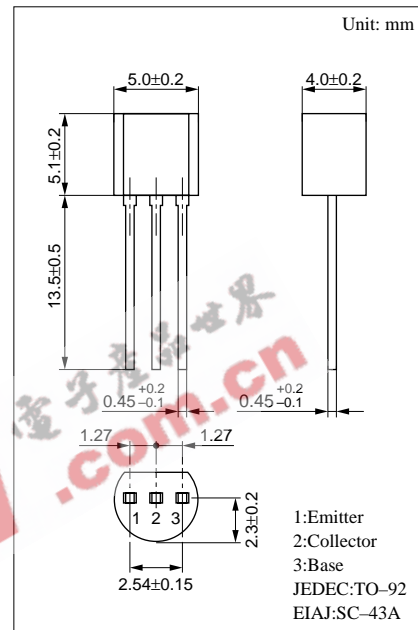
2SC1473A complementary to 2SA1767

## Features

- High collector to emitter voltage  $V_{CEO}$ .
- High transition frequency  $f_T$ .

## Absolute Maximum Ratings ( $T_a=25^\circ\text{C}$ )

Parameter	Symbol	Ratings	Unit
Collector to base voltage	$V_{CBO}$	250	V
base voltage		300	
Collector to emitter voltage	$V_{CEO}$	200	V
emitter voltage		300	
Emitter to base voltage	$V_{EBO}$	7	V
Peak collector current	$I_{CP}$	100	mA
Collector current	$I_C$	70	mA
Collector power dissipation	$P_C$	750	mW
Junction temperature	$T_j$	150	$^\circ\text{C}$
Storage temperature	$T_{stg}$	-55 ~ +150	$^\circ\text{C}$

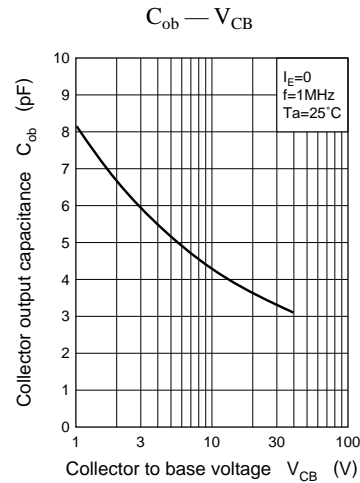
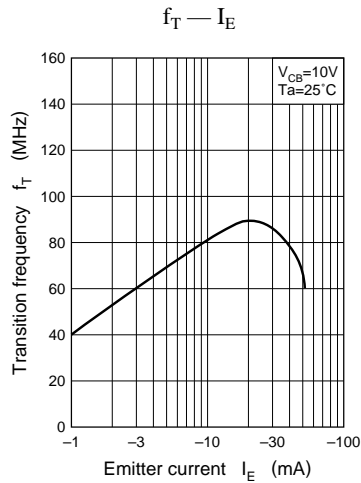
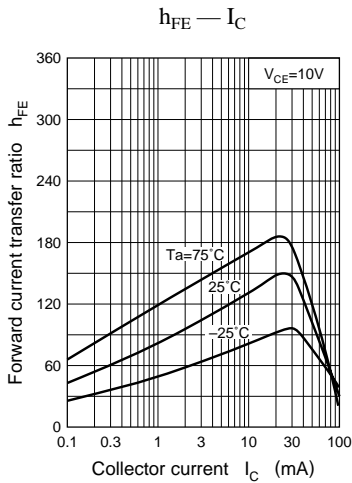
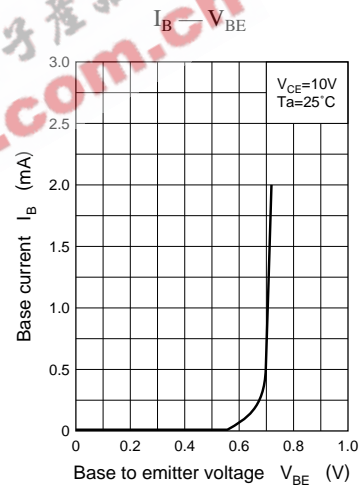
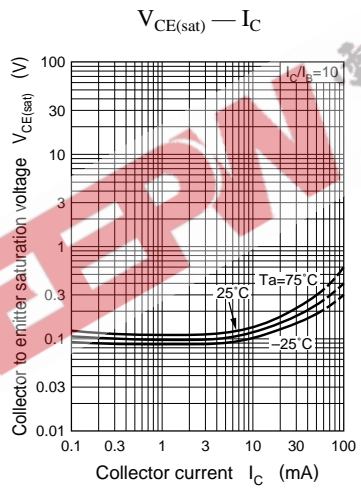
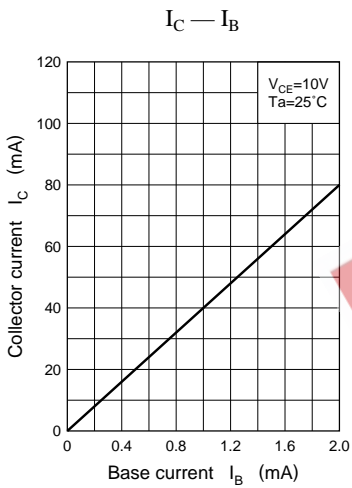
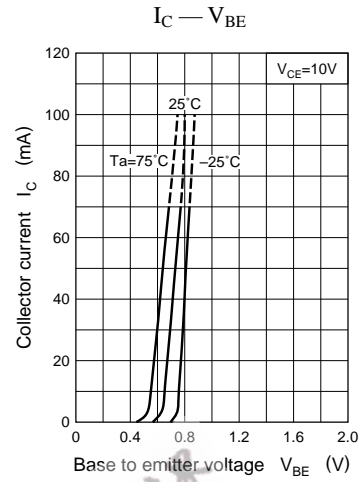
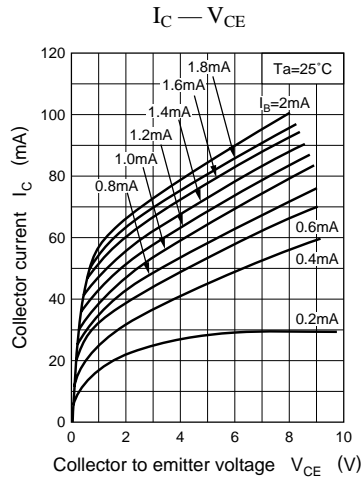
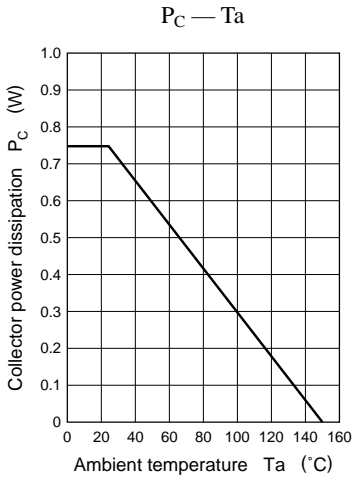


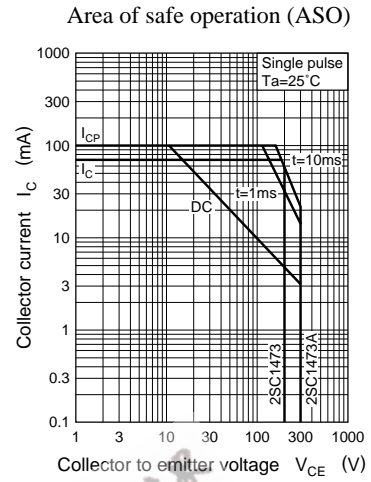
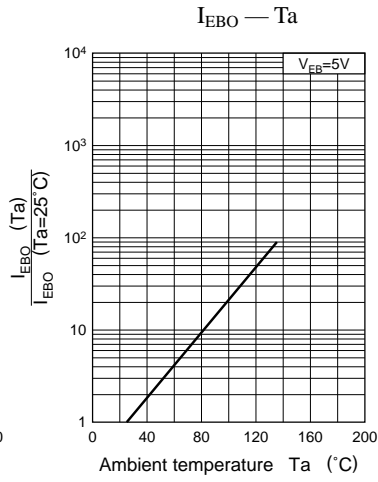
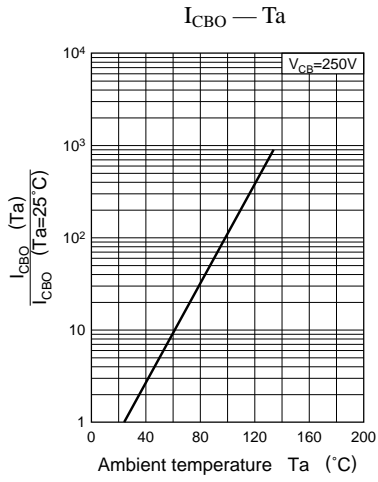
## Electrical Characteristics ( $T_a=25^\circ\text{C}$ )

Parameter	Symbol	Conditions	min	typ	max	Unit
Collector cutoff current	$I_{CEO}$	$V_{CE} = 120\text{V}, I_B = 0$			1	$\mu\text{A}$
		$V_{CE} = 120\text{V}, I_B = 0$			1	
Collector to emitter voltage	$V_{CEO}$	$I_C = 100\mu\text{A}, I_B = 0$	200			V
			300			
Emitter to base voltage	$V_{EBO}$	$I_E = 1\mu\text{A}, I_C = 0$	7			V
Forward current transfer ratio	$h_{FE}^*$	$V_{CE} = 10\text{V}, I_C = 5\text{mA}$	30		220	
Collector to emitter saturation voltage	$V_{CE(sat)}$	$I_C = 50\text{mA}, I_B = 5\text{mA}$			1.2	V
Transition frequency	$f_T$	$V_{CB} = 10\text{V}, I_E = -10\text{mA}, f = 200\text{MHz}$	50	80		MHz
Collector output capacitance	$C_{ob}$	$V_{CB} = 10\text{V}, I_E = 0, f = 1\text{MHz}$			10	pF

\* $h_{FE}$  Rank classification

Rank	P	Q	R
$h_{FE}$	30 ~ 100	60 ~ 150	100 ~ 220





EPW 电子產品世界 .com.cn