

---

# 2SA872, 2SA872A

Silicon PNP Epitaxial

# HITACHI

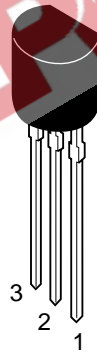
---

## Application

- Low frequency low noise amplifier
- Complementary pair with 2SC1775/A

## Outline

TO-92 (1)



1. Emitter
2. Collector
3. Base

## 2SA872, 2SA872A

### Absolute Maximum Ratings (Ta = 25°C)

Item	Symbol	2SA872	2SA872A	Unit
Collector to base voltage	$V_{CBO}$	-90	-120	V
Collector to emitter voltage	$V_{CEO}$	-90	-120	V
Emitter to base voltage	$V_{EBO}$	-5	-5	V
Collector current	$I_C$	-50	-50	mA
Collector power dissipation	$P_C$	300	300	mW
Junction temperature	$T_j$	150	150	°C
Storage temperature	$T_{stg}$	-55 to +150	-50 to +150	°C

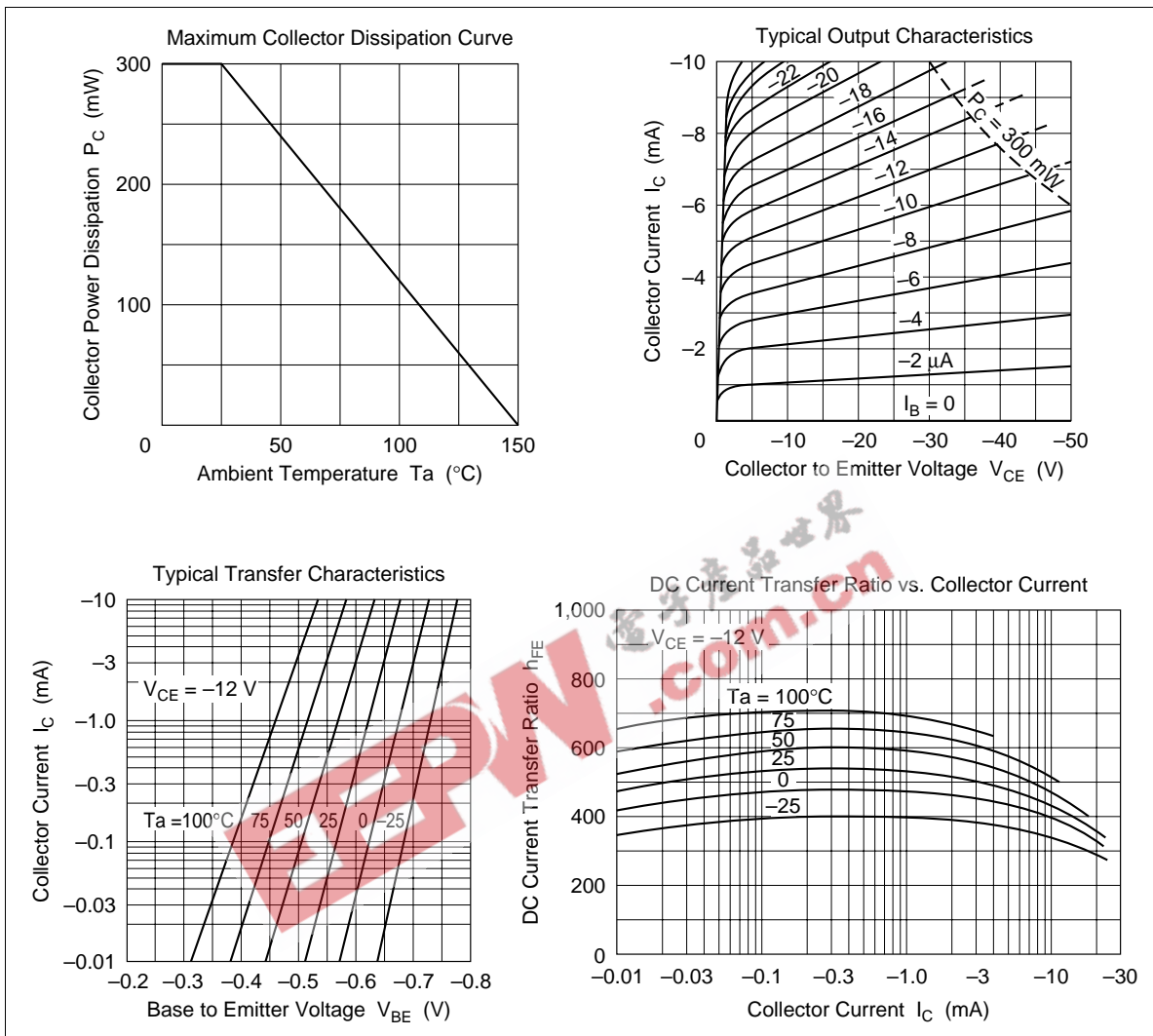
### Electrical Characteristics (Ta = 25°C)

Item	Symbol	2SA872			2SA872A			Unit	Test conditions
		Min	Typ	Max	Min	Typ	Max		
Collector to emitter breakdown voltage	$V_{(BR)CEO}$	-90	—	—	-120	—	—	V	$I_C = -1 \text{ mA}$ , $R_{BE} = \infty$
Collector cutoff current	$I_{CBO}$	—	—	-0.5	—	—	—	$\mu\text{A}$	$V_{CB} = -75 \text{ V}$ , $I_E = 0$
DC current transfer ratio	$h_{FE1}^{*1}$	250	—	800	250	—	800		$V_{CE} = -12 \text{ V}$ , $I_C = -2 \text{ mA}$
	$h_{FE2}$	160	—	—	160	—	—		$V_{CE} = -12 \text{ V}$ , $I_C = -0.1 \text{ mA}$
Base to emitter voltage	$V_{BE}$	—	—	-0.75	—	—	-0.75	V	$V_{CE} = -12 \text{ V}$ , $I_C = -2 \text{ mA}$
Collector to emitter saturation voltage	$V_{CE(sat)}$	—	—	-0.5	—	—	-0.5	V	$I_C = -10 \text{ mA}$ , $I_B = -1 \text{ mA}$
Gain bandwidth product	$f_T$	—	120	—	—	120	—	MHz	$V_{CE} = -12 \text{ V}$ , $I_C = -2 \text{ mA}$
Collector output capacitance	$C_{ob}$	—	1.8	—	—	1.8	—	pF	$V_{CB} = -25 \text{ V}$ , $I_E = 0$ , $f = 1 \text{ MHz}$
Noise figure	NF	—	—	5.0	—	—	5.0	dB	$V_{CE} = -6 \text{ V}$ , $f = 10 \text{ Hz}$ $I_C = -50 \mu\text{A}$ $R_g = 50 \text{ k}\Omega$
		—	—	1.5	—	—	1.5		

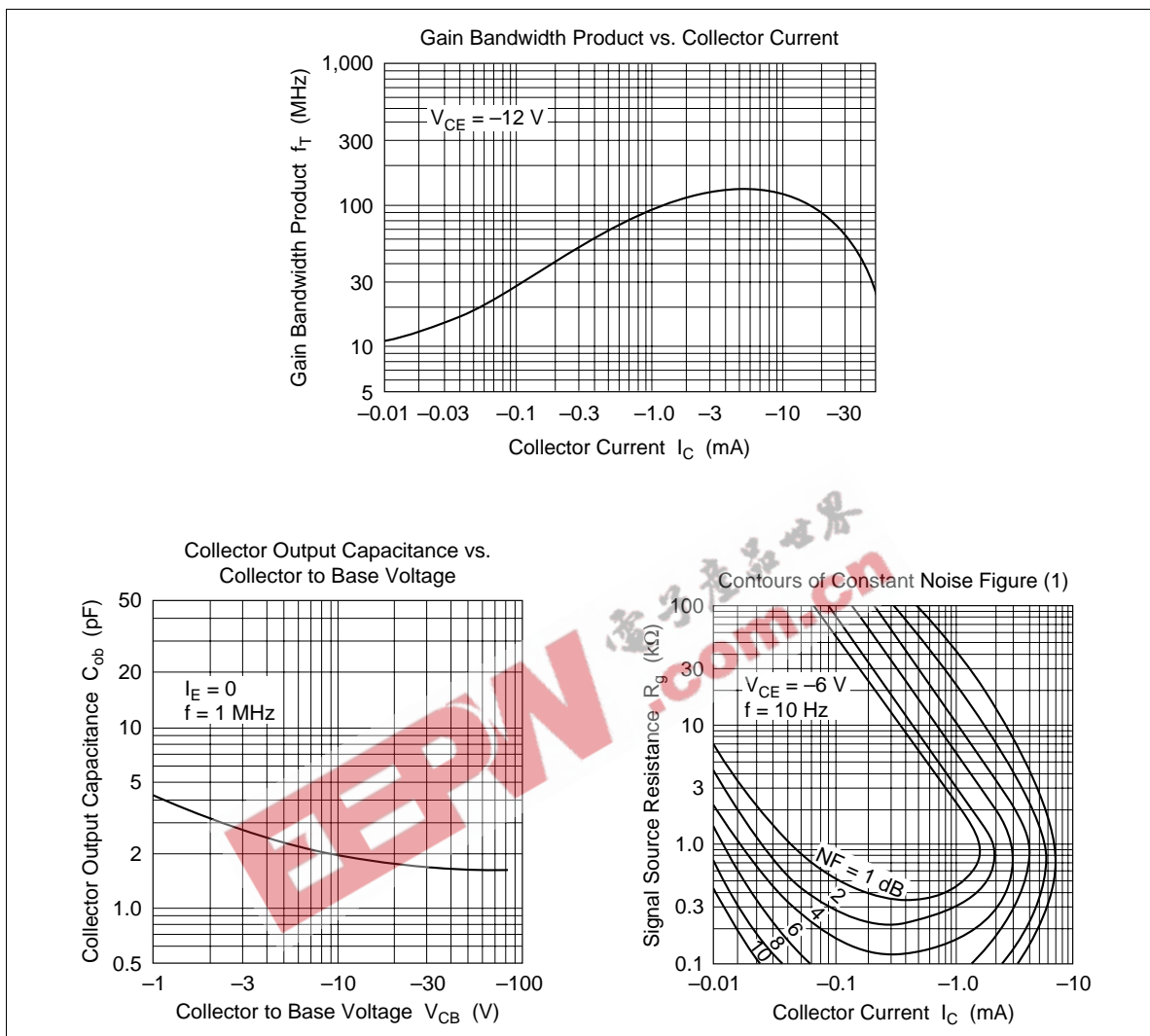
Note: 1. The 2SA872/A is grouped by  $h_{FE1}$  as follows.

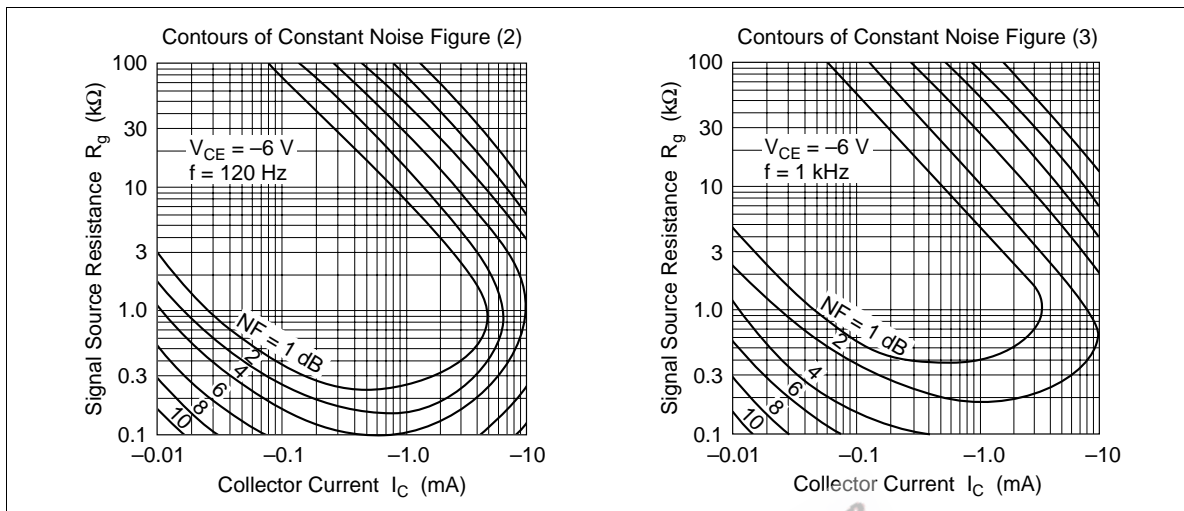
D	E
250 to 500	400 to 800

HITACHI



## 2SA872, 2SA872A

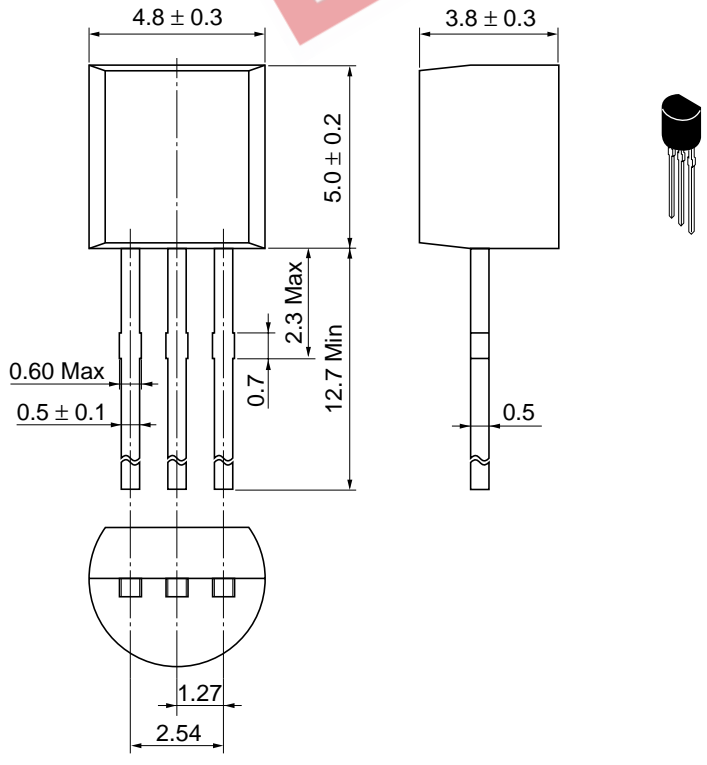




EEPW 电子产品世界 .com.cn

EEPW 电子产品世界 .com.cn

Unit: mm



Hitachi Code	TO-92 (1)
JEDEC	Conforms
EIAJ	Conforms
Weight (reference value)	0.25 g

---

---

## Cautions

1. Hitachi neither warrants nor grants licenses of any rights of Hitachi's or any third party's patent, copyright, trademark, or other intellectual property rights for information contained in this document. Hitachi bears no responsibility for problems that may arise with third party's rights, including intellectual property rights, in connection with use of the information contained in this document.
2. Products and product specifications may be subject to change without notice. Confirm that you have received the latest product standards or specifications before final design, purchase or use.
3. Hitachi makes every attempt to ensure that its products are of high quality and reliability. However, contact Hitachi's sales office before using the product in an application that demands especially high quality and reliability or where its failure or malfunction may directly threaten human life or cause risk of bodily injury, such as aerospace, aeronautics, nuclear power, combustion control, transportation, traffic, safety equipment or medical equipment for life support.
4. Design your application so that the product is used within the ranges guaranteed by Hitachi particularly for maximum rating, operating supply voltage range, heat radiation characteristics, installation conditions and other characteristics. Hitachi bears no responsibility for failure or damage when used beyond the guaranteed ranges. Even within the guaranteed ranges, consider normally foreseeable failure rates or failure modes in semiconductor devices and employ systemic measures such as fail-safes, so that the equipment incorporating Hitachi product does not cause bodily injury, fire or other consequential damage due to operation of the Hitachi product.
5. This product is not designed to be radiation resistant.
6. No one is permitted to reproduce or duplicate, in any form, the whole or part of this document without written approval from Hitachi.
7. Contact Hitachi's sales office for any questions regarding this document or Hitachi semiconductor products.

---

---

# HITACHI

## Hitachi, Ltd.

Semiconductor & Integrated Circuits.  
Nippon Bldg., 2-6-2, Ohte-machi, Chiyoda-ku, Tokyo 100-0004, Japan  
Tel: Tokyo (03) 3270-2111 Fax: (03) 3270-5109

URL      North America      : <http://semiconductor.hitachi.com/>  
             Europe                : <http://www.hitachi-eu.com/hel/ecg>  
             Asia (Singapore)        : <http://www.has.hitachi.com.sg/grp3/sicd/index.htm>  
             Asia (Taiwan)            : [http://www.hitachi.com.tw/E/Product/SICD\\_Frame.htm](http://www.hitachi.com.tw/E/Product/SICD_Frame.htm)  
             Asia (HongKong)        : <http://www.hitachi.com.hk/eng/bo/grp3/index.htm>  
             Japan                      : <http://www.hitachi.co.jp/Sicd/indx.htm>

### For further information write to:

Hitachi Semiconductor  
(America) Inc.  
179 East Tasman Drive,  
San Jose, CA 95134  
Tel: <1> (408) 433-1990  
Fax: <1> (408) 433-0223

Hitachi Europe GmbH  
Electronic components Group  
Dornacher StraÙe 3  
D-85622 Feldkirchen, Munich  
Germany  
Tel: <49> (89) 9 9180-0  
Fax: <49> (89) 9 29 30 00

Hitachi Europe Ltd.  
Electronic Components Group.  
Whitebrook Park  
Lower Cookham Road  
Maidenhead  
Berkshire SL6 8YA, United Kingdom  
Tel: <44> (1628) 585000  
Fax: <44> (1628) 778322

Hitachi Asia Pte. Ltd.  
16 Collyer Quay #20-00  
Hitachi Tower  
Singapore 049318  
Tel: 535-2100  
Fax: 535-1533

Hitachi Asia Ltd.  
Taipei Branch Office  
3F, Hung Kuo Building, No.167,  
Tun-Hwa North Road, Taipei (105)  
Tel: <886> (2) 2718-3666  
Fax: <886> (2) 2718-8180

Hitachi Asia (Hong Kong) Ltd.  
Group III (Electronic Components)  
7/F., North Tower, World Finance Centre,  
Harbour City, Canton Road, Tsim Sha Tsui,  
Kowloon, Hong Kong  
Tel: <852> (2) 735 9218  
Fax: <852> (2) 730 0281  
Telex: 40815 HITEC HX

Copyright ' Hitachi, Ltd., 1999. All rights reserved. Printed in Japan.

**HITACHI**