

SANYO

No.4665

2SA1838

PNP Epitaxial Planar Silicon Transistor

Muting Circuit Applications

Features

- Very small-sized package permitting 2SA1838-applied sets to be made small and slim.
- Small output capacitance.
- Low collector-to-emitter saturation voltage.
- Low ON resistance.

Absolute Maximum Ratings at Ta = 25°C

			unit
Collector-to-Base Voltage	V _{CB0}	-15	V
Collector-to-Emitter Voltage	V _{CE0}	-10	V
Emitter-to-Base Voltage	V _{EBO}	-5	V
Collector Current	I _C	-100	mA
Collector Current (Pulse)	I _{CP}	-200	mA
Base Current	I _B	-20	mA
Collector Dissipation	P _C	200	mW
Junction Temperature	T _j	150	°C
Storage Temperature	T _{stg}	-55 to +150	°C

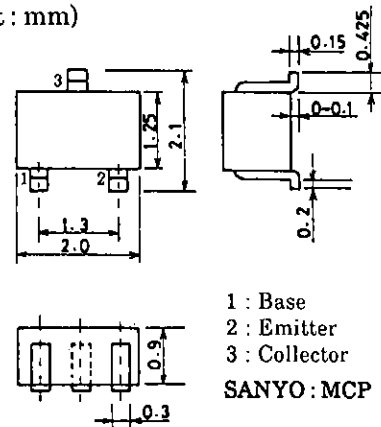
Electrical Characteristics at Ta = 25°C

			min	typ	max	unit
Collector Cutoff Current	I _{CB0}	V _{CB} = -12V, I _E = 0			-0.1	μA
Emitter Cutoff Current	I _{EBO}	V _{EB} = -4V, I _C = 0			-0.1	μA
DC Current Gain	h _{FE}	V _{CE} = -2V, I _C = -5mA	200		600	
Gain-Bandwidth Product	f _T	V _{CE} = -5V, I _C = -10mA		600		MHz
Output Capacitance	C _{ob}	V _{CB} = -10V, f = 1MHz		0.9		pF
C-E Saturation Voltage	V _{CE(sat)}	I _C = -10mA, I _B = -1mA		-0.04	-0.15	V
B-E Saturation Voltage	V _{BE(sat)}	I _C = -10mA, I _B = -1mA		-0.82	-1.1	V
C-B Breakdown Voltage	V _{(BR)CBO}	I _C = -10μA, I _E = 0	-15			V
C-E Breakdown Voltage	V _{(BR)CEO}	I _C = -1mA, R _{BE} = ∞	-10			V
E-B Breakdown Voltage	V _{(BR)EBO}	I _E = -10μA, I _C = 0	-5			V
ON Resistance	R _{on}	I _B = -3mA, f = 1MHz		3.0		Ω

Marking: LS

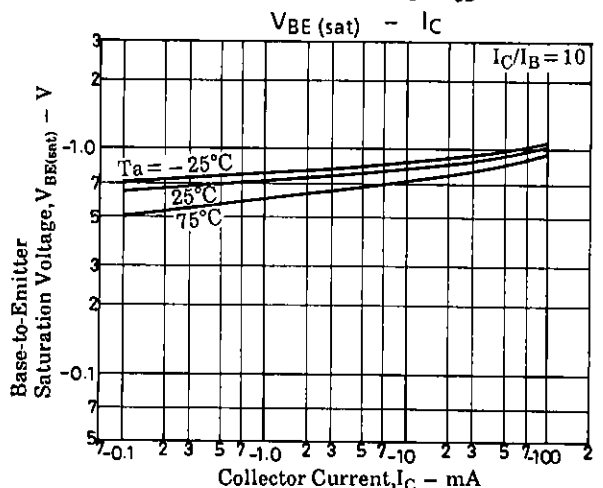
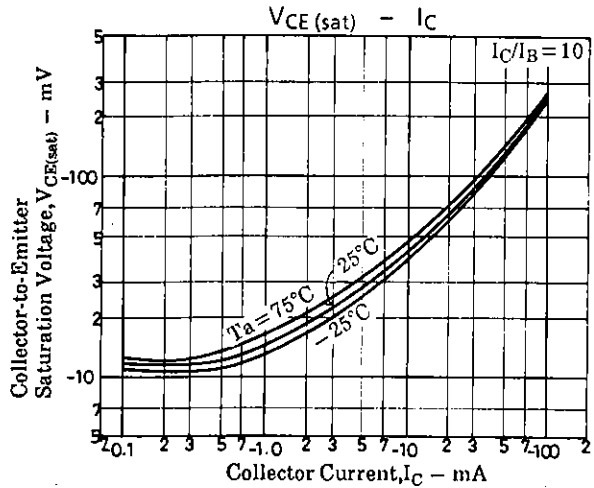
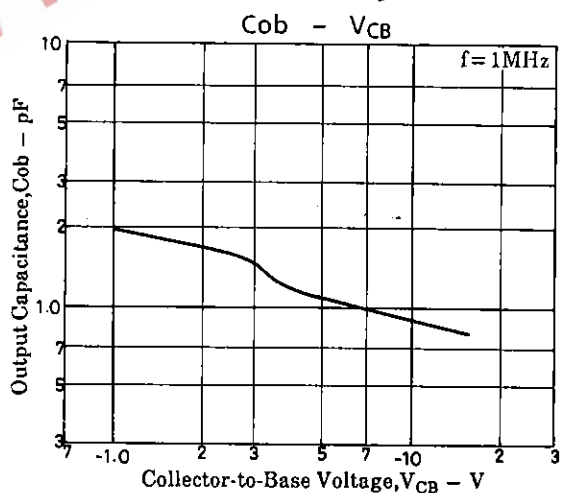
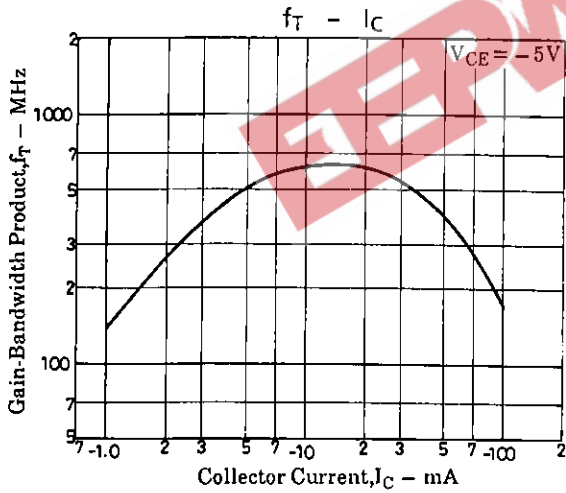
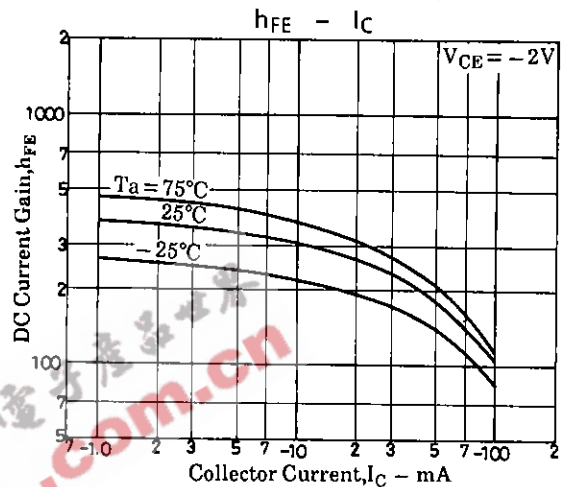
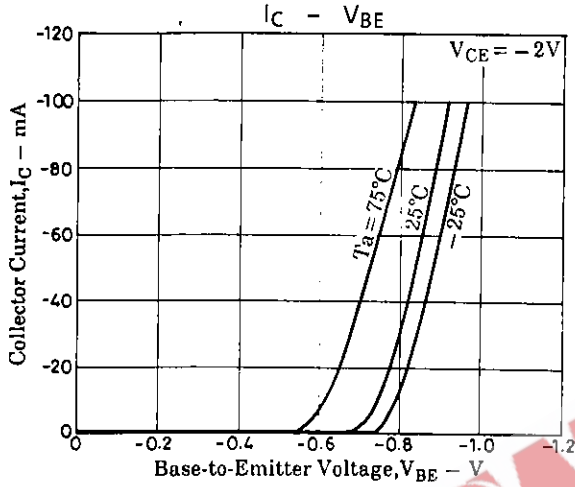
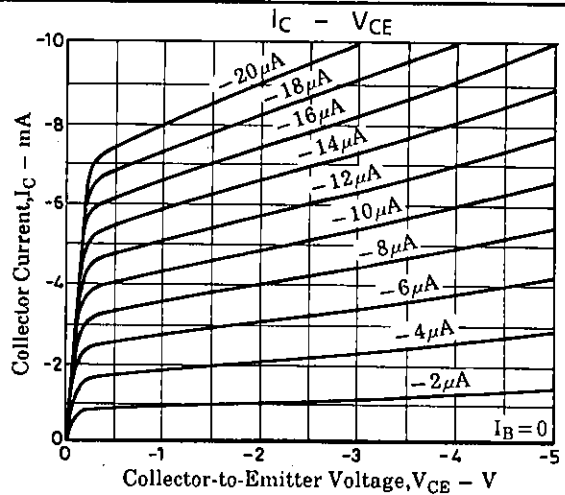
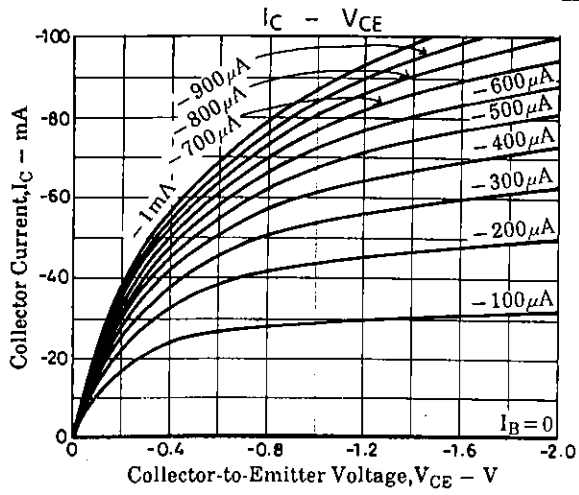
Package Dimensions 2059A

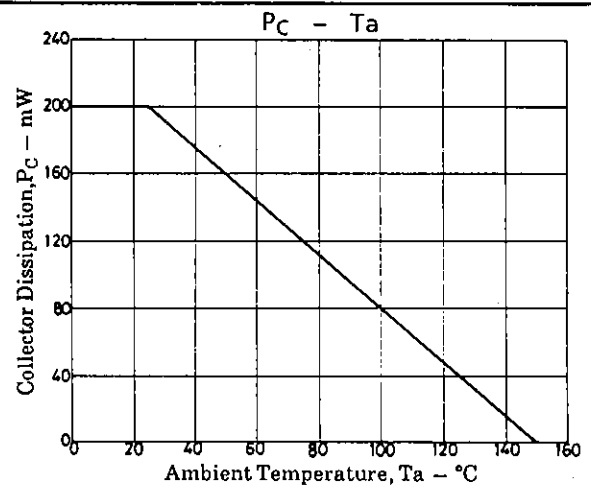
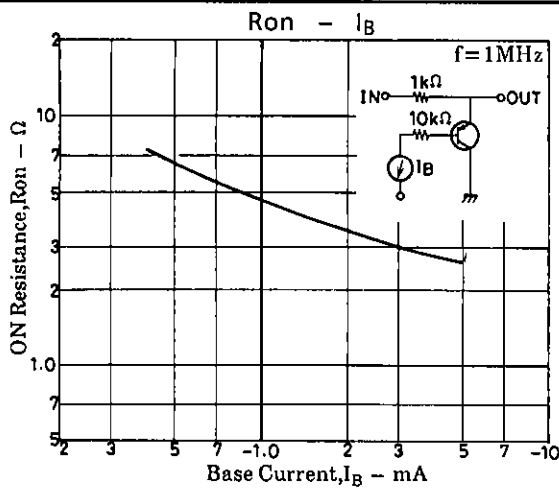
(unit: mm)

**SANYO Electric Co., Ltd. Semiconductor Business Headquarters**

TOKYO OFFICE Tokyo Bldg., 1-10, 1 Chome, Ueno, Taito-ku, TOKYO, 110 JAPAN

82494MT (KOTO) AX-7779 No.4665-1/3





E E P W 电子产品世界
 .com.cn

- No products described or contained herein are intended for use in surgical implants, life-support systems, aerospace equipment, nuclear power control systems, vehicles, disaster/crime-prevention equipment and the like, the failure of which may directly or indirectly cause injury, death or property loss.
- Anyone purchasing any products described or contained herein for an above-mentioned use shall:
 - ① Accept full responsibility and indemnify and defend SANYO ELECTRIC CO., LTD., its affiliates, subsidiaries and distributors and all their officers and employees, jointly and severally, against any and all claims and litigation and all damages, cost and expenses associated with such use:
 - ② Not impose any responsibility for any fault or negligence which may be cited in any such claim or litigation on SANYO ELECTRIC CO., LTD., its affiliates, subsidiaries and distributors or any of their officers and employees jointly or severally.
- Information (including circuit diagrams and circuit parameters) herein is for example only; it is not guaranteed for volume production. SANYO believes information herein is accurate and reliable, but no guarantees are made or implied regarding its use or any infringements of intellectual property rights or other rights of third parties.