

SANYO	No.4661	2SA1881/2SC4983
		PNP/NPN Epitaxial Planar Silicon Transistors

**Low-Frequency
General-Purpose Amp Applications**

Applications

- AF power amp, medium-speed switching, small-sized motor drivers and LED drivers.

Features

- Large current capacity.
- Low collector to emitter saturation voltage.
- Very small-sized package permitting 2SA1881/2SC4983-applied sets to be made smaller and slimmer.

(): 2SA1881

Absolute Maximum Ratings at Ta = 25°C

			unit
Collector-to-Base Voltage	V_{CBO}	(-)15	V
Collector-to-Emitter Voltage	V_{CEO}	(-)15	V
Emitter-to-Base Voltage	V_{EBO}	(-)5	V
Collector Current	I_C	(-)1	A
Collector Current(Pulse)	I_{CP}	(-)3	A
Base Current	I_B	(-)200	mA
Collector Dissipation	P_C	250	mW
Junction Temperature	T_j	150	°C
Storage Temperature	T_{stg}	-55 to +150	°C

Electrical Characteristics at Ta = 25°C

			min	typ	max	unit
Collector Cutoff Current	I_{CBO}	$V_{CB} = (-)12V, I_E = 0$			(-)100	nA
Emitter Cutoff Current	I_{EBO}	$V_{EB} = (-)4V, I_C = 0$			(-)100	nA
DC Current Gain	$h_{FE(1)}$	$V_{CE} = (-)2V, I_C = (-)50mA$	135*		600*	
	$h_{FE(2)}$	$V_{CE} = (-)2V, I_C = (-)800mA$	80			
Gain-Bandwidth Product	f_T	$V_{CE} = (-)2V, I_C = (-)50mA$		(300)200		MHz
C-E Saturation Voltage	$V_{CE(sat)(1)}$	$I_C = (-)5mA, I_B = (-)0.5mA$		(-)10	(-)25	mV
	$V_{CE(sat)(2)}$	$I_C = (-)500mA, I_B = (-)25mA$		(-)120	(-)240	mV
B-E Saturation Voltage	$V_{BE(sat)}$	$I_C = (-)500mA, I_B = (-)25mA$		(-)0.9	(-)1.2	V
Output Capacitance	C_{ob}	$V_{CB} = (-)10V, f = 1MHz$		(15)10		pF
C-B Breakdown Voltage	$V_{(BR)CBO}$	$I_C = (-)10\mu A, I_E = 0$	(-)15			V
C-E Breakdown Voltage	$V_{(BR)CEO}$	$I_C = (-)1mA, R_{BE} = \infty$	(-)15			V
E-B Breakdown Voltage	$V_{(BR)EBO}$	$I_E = (-)10\mu A, I_C = 0$	(-)5			V

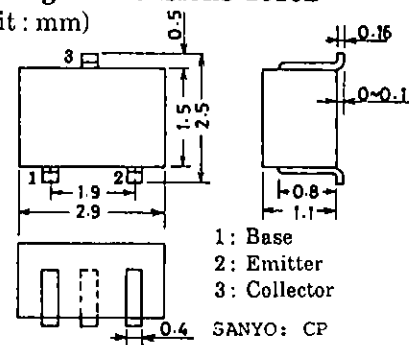
* : The 2SA1881/2SC4983 are classified by 50mA h_{FE} as follows:

135 5 270	200 6 400	300 7 600
-----------	-----------	-----------

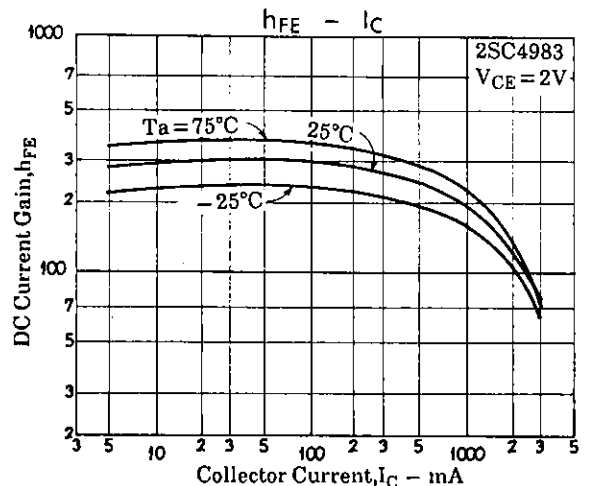
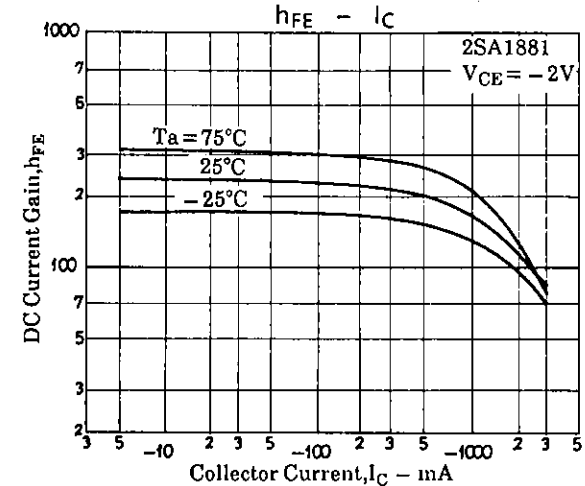
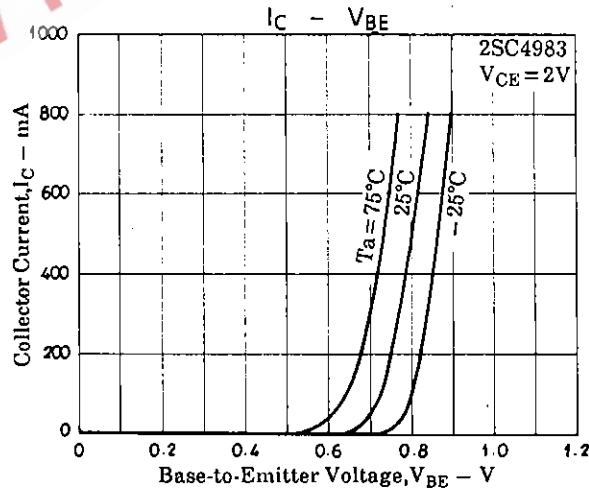
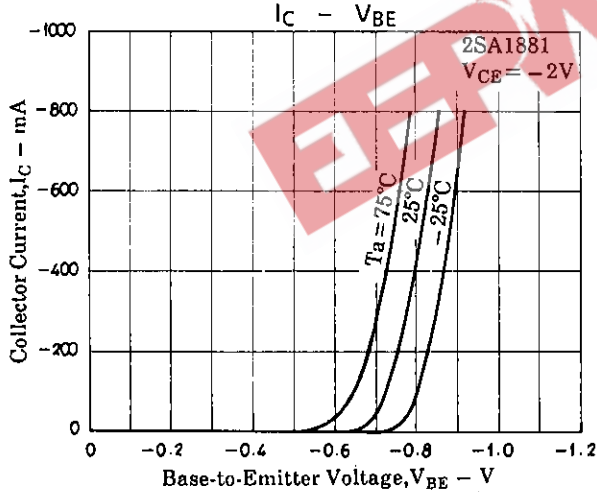

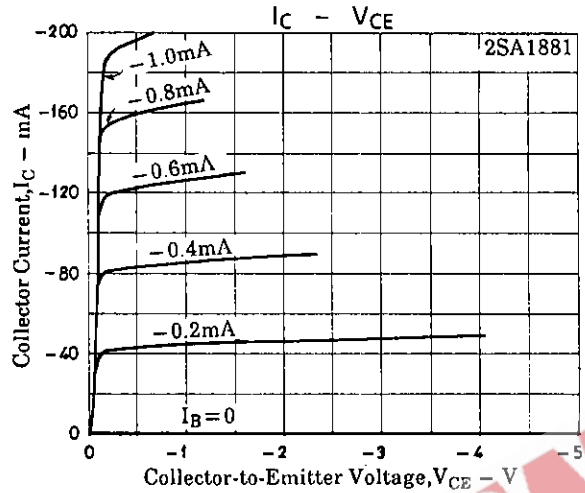
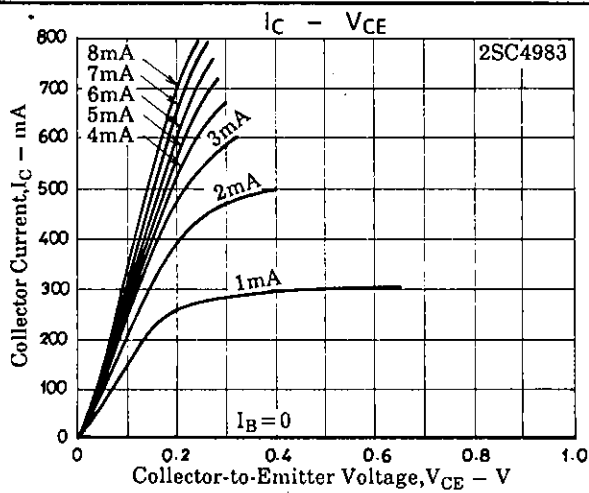
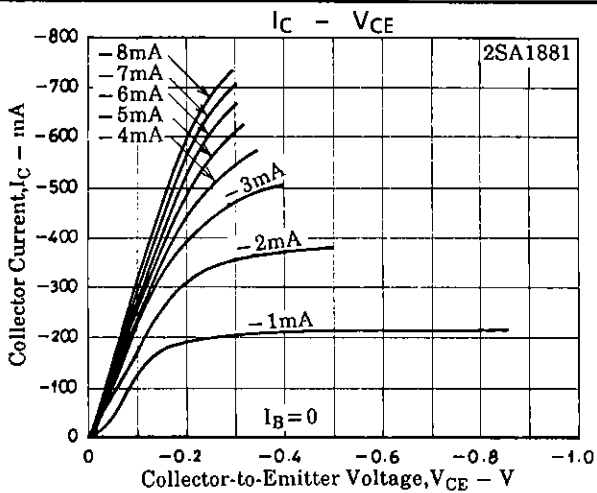
Marking : 2SA1881 : IS
2SC4983 : KN

Package Dimensions 2018B

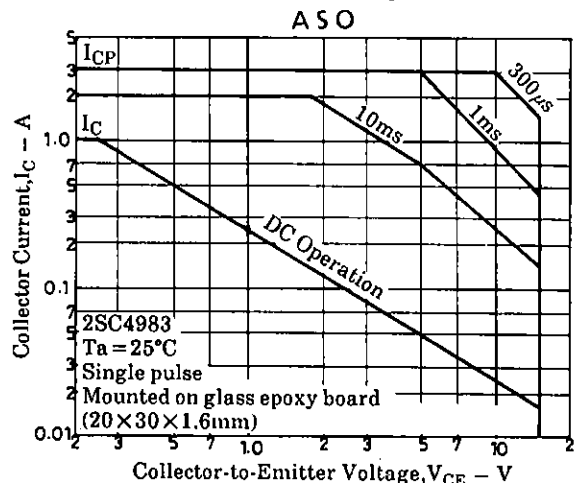
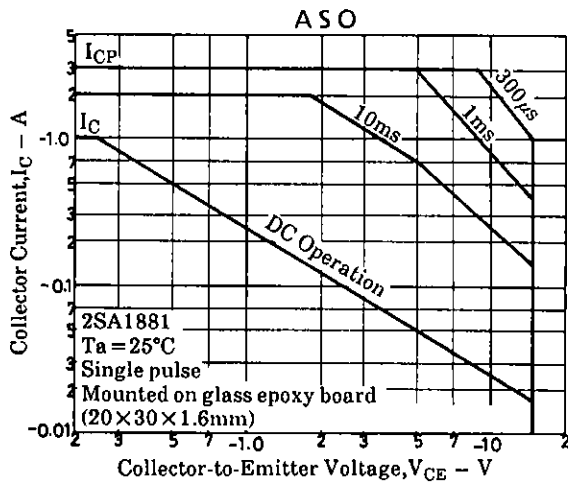
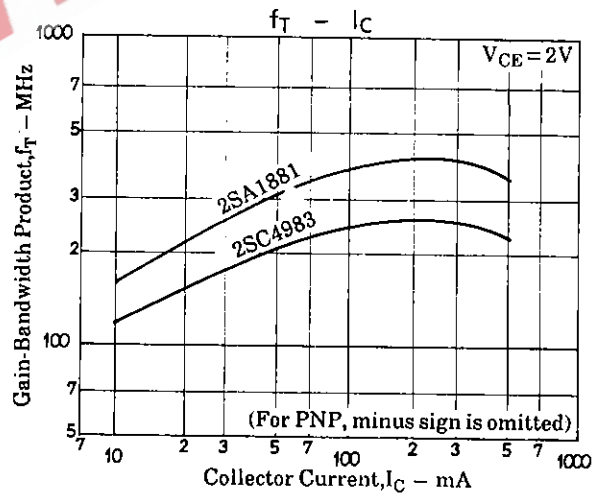
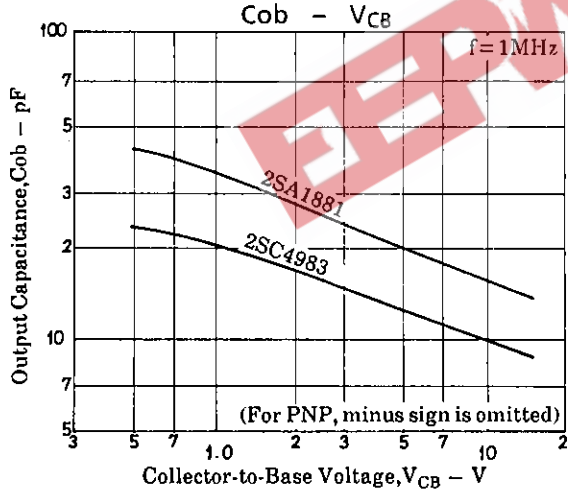
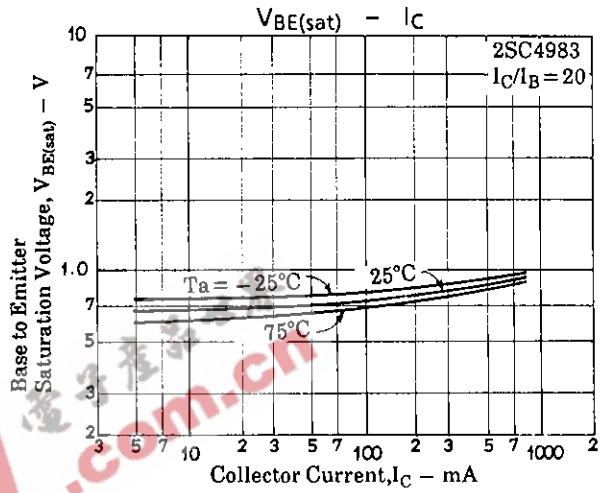
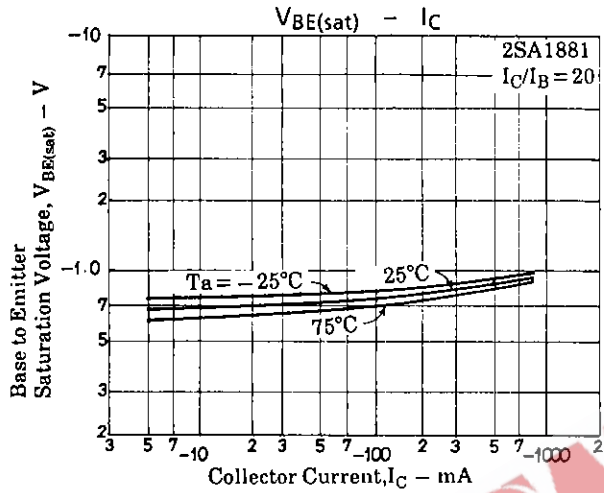
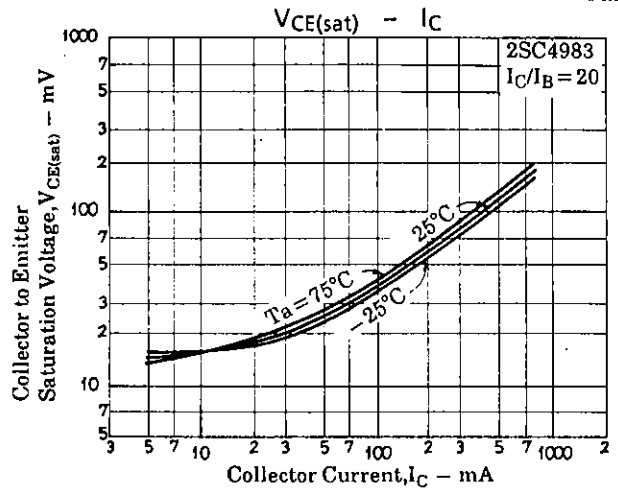
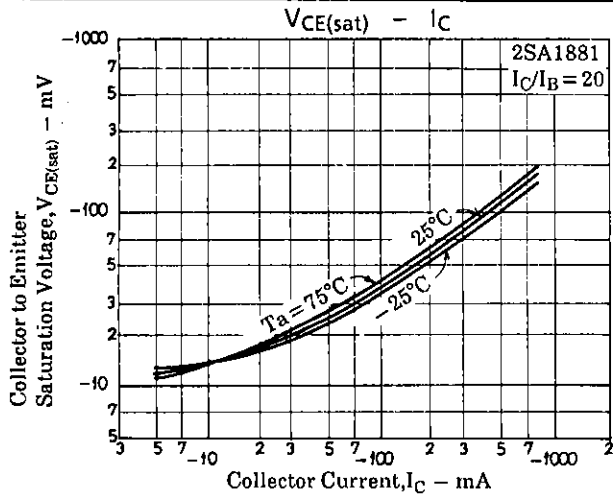
(unit : mm)

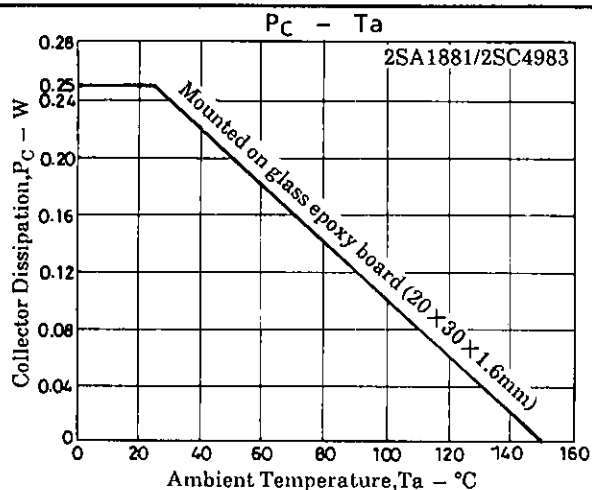
**SANYO Electric Co., Ltd. Semiconductor Business Headquarters**

TOKYO OFFICE Tokyo Bldg., 1-10, 1 Chome, Ueno, Taito-ku, TOKYO, 110 JAPAN



2SA1881/2SC4983





EFPW 电子产品世界
 .com.cn

- No products described or contained herein are intended for use in surgical implants, life-support systems, aerospace equipment, nuclear power control systems, vehicles, disaster/crime-prevention equipment and the like, the failure of which may directly or indirectly cause injury, death or property loss.
- Anyone purchasing any products described or contained herein for an above-mentioned use shall:
 - ① Accept full responsibility and indemnify and defend SANYO ELECTRIC CO., LTD., its affiliates, subsidiaries and distributors and all their officers and employees, jointly and severally, against any and all claims and litigation and all damages, cost and expenses associated with such use:
 - ② Not impose any responsibility for any fault or negligence which may be cited in any such claim or litigation on SANYO ELECTRIC CO., LTD., its affiliates, subsidiaries and distributors or any of their officers and employees jointly or severally.
- Information (including circuit diagrams and circuit parameters) herein is for example only; it is not guaranteed for volume production. SANYO believes information herein is accurate and reliable, but no guarantees are made or implied regarding its use or any infringements of intellectual property rights or other rights of third parties.