
2SC1213A(K)

Silicon NPN Epitaxial

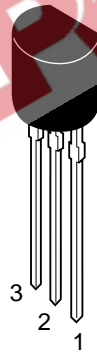
HITACHI

Application

- Low frequency amplifier
- Medium speed switching

Outline

TO-92 (1)



1. Emitter
2. Collector
3. Base

2SC1213A (K)

Absolute Maximum Ratings (Ta = 25°C)

Item	Symbol	Ratings	Unit
Collector to base voltage	V_{CBO}	50	V
Collector to emitter voltage	V_{CEO}	50	V
Emitter to base voltage	V_{EBO}	4	V
Collector current	I_C	500	mA
Collector power dissipation	P_C	400	mW
Junction temperature	T_j	150	°C
Storage temperature	T_{stg}	-55 to +150	°C

Electrical Characteristics (Ta = 25°C)

Item	Symbol	Min	Typ	Max	Unit	Test conditions
Collector to base breakdown voltage	$V_{(BR)CBO}$	50	—	—	V	$I_C = 10 \mu A, I_E = 0$
Collector to emitter breakdown voltage	$V_{(BR)CEO}$	50	—	—	V	$I_C = 1.0 \text{ mA}, R_{BE} = \infty$
Emitter to base breakdown voltage	$V_{(BR)EBO}$	4	—	—	V	$I_E = 10 \mu A, I_C = 0$
Collector cutoff current	I_{CBO}	—	—	0.5	μA	$V_{CB} = 20 \text{ V}, I_E = 0$
DC current transfer ratio	h_{FE}^{*1}	60	—	320		$V_{CE} = 3 \text{ V}, I_C = 10 \text{ mA}$
	h_{FE}	10	—	—		$V_{CE} = 3 \text{ V}, I_C = 500 \text{ mA}^{*2}$
Base to emitter voltage	V_{BE}	—	0.64	—	V	$V_{CE} = 3 \text{ V}, I_C = 10 \text{ mA}$
Collector to emitter saturation voltage	$V_{CE(sat)}$	—	0.12	0.6	V	$I_C = 150 \text{ mA}, I_B = 15 \text{ mA}^{*2}$
Base to emitter saturation voltage	$V_{BE(sat)}$	—	0.83	1.2	V	$I_C = 150 \text{ mA}, I_B = 15 \text{ mA}^{*2}$
Collector output capacitance	C_{ob}	—	7.0	—	pF	$V_{CB} = 10 \text{ V}, I_E = 0, f = 1 \text{ MHz}$
Gain bandwidth product	f_T	—	120	—	MHz	$V_{CE} = 3 \text{ V}, I_C = 10 \text{ mA}$
Turn on time	t_{on}	—	0.25	—	μS	$V_{CC} = 10.3 \text{ V}$ $I_C = 10 \text{ mA}, I_{B1} = -10 \text{ mA}, I_{B2} = 10 \text{ mA}$
Turn off time	t_{off}	—	0.85	—	μS	
Storage time	t_{stg}	—	0.4	—	μS	$V_{CC} = 5 \text{ V}$ $I_C = I_{B1} = -I_{B2} = 20 \text{ mA}$

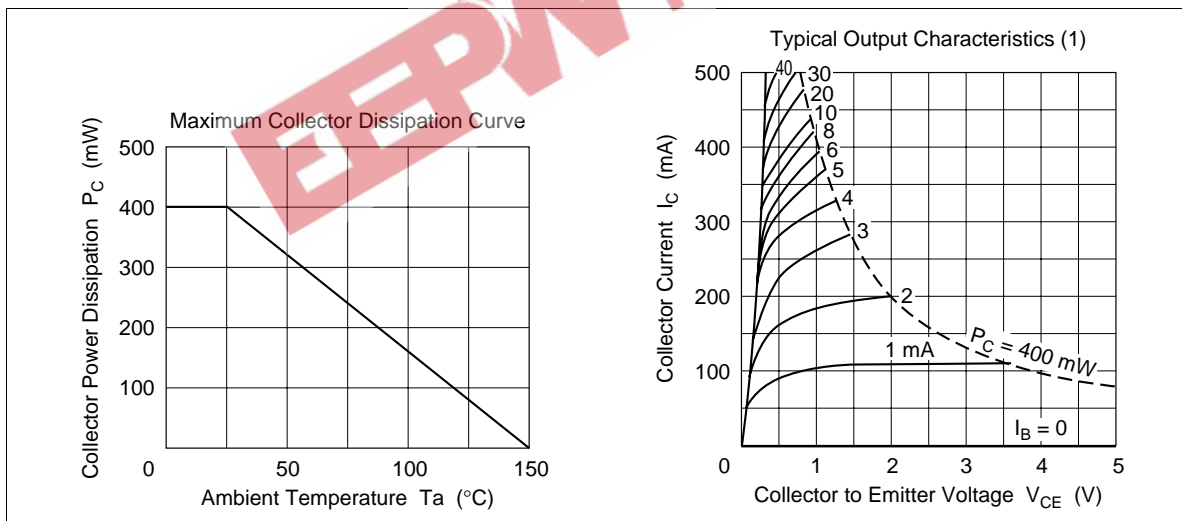
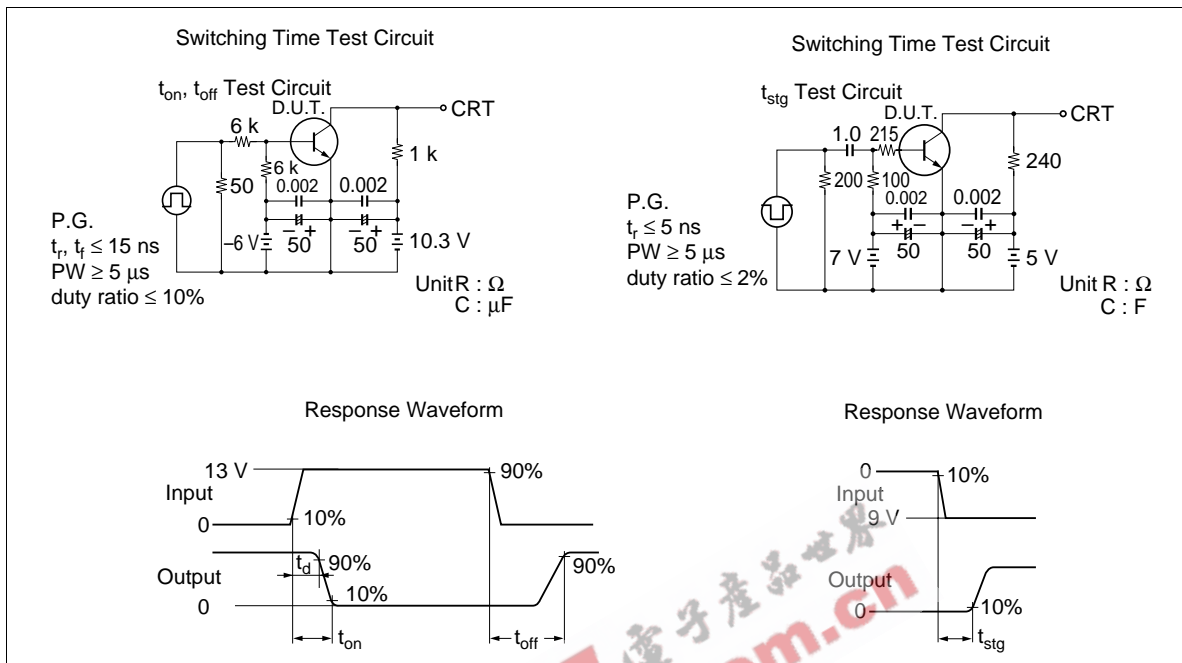
Notes: 1. The 2SC1213A(K) is grouped by h_{FE} as follows.

2. Pulse test

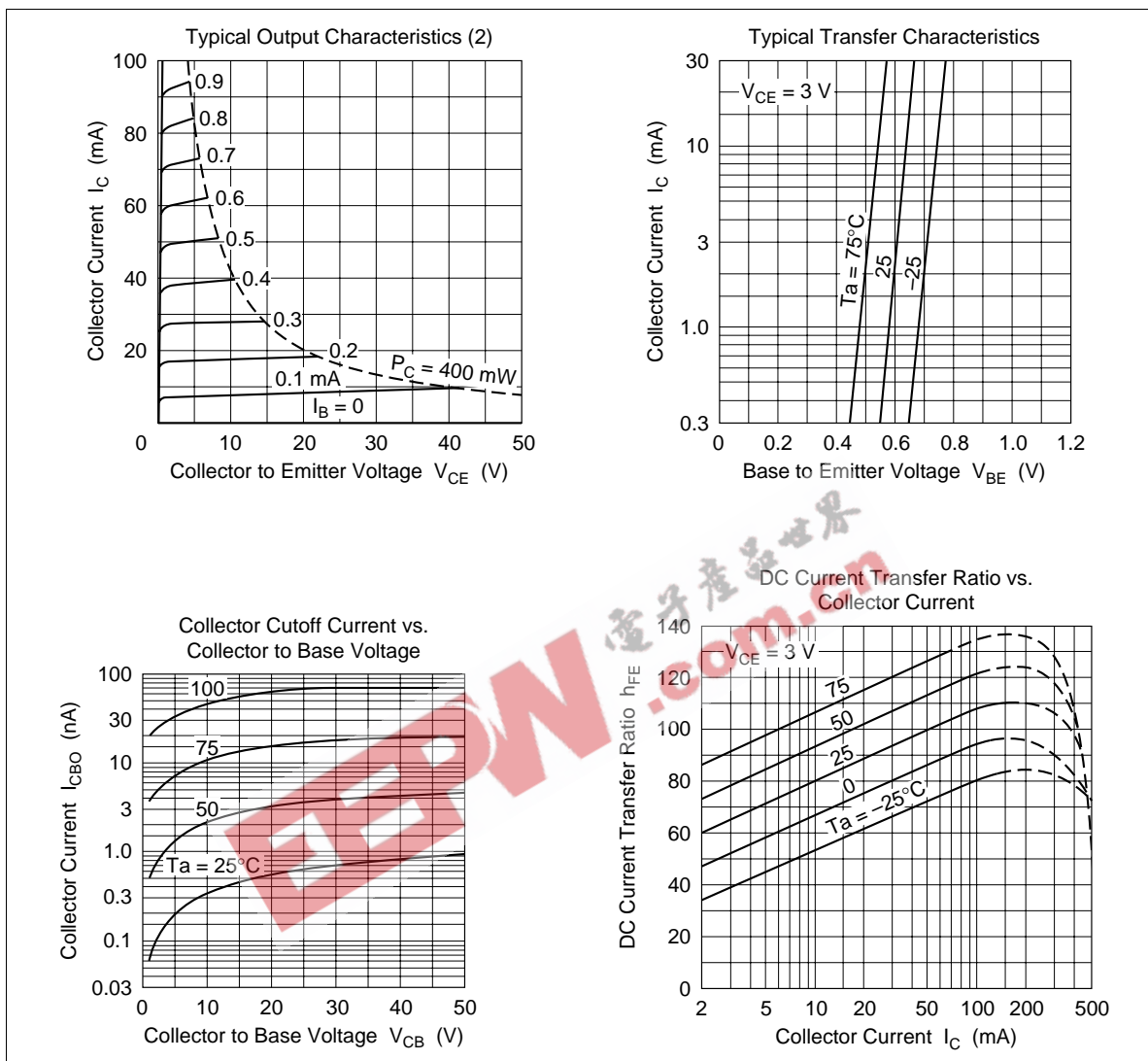
B	C	D
60 to 120	100 to 200	160 to 320

HITACHI

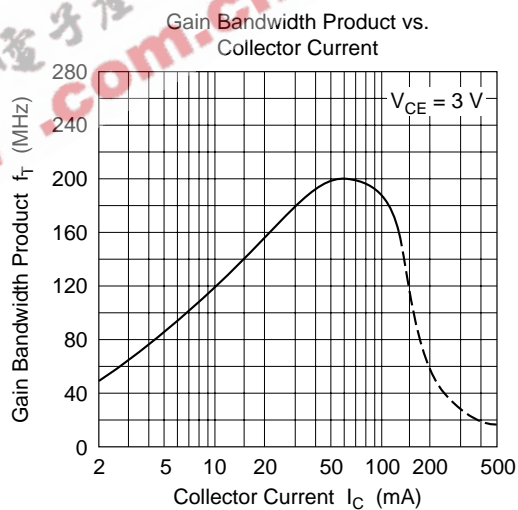
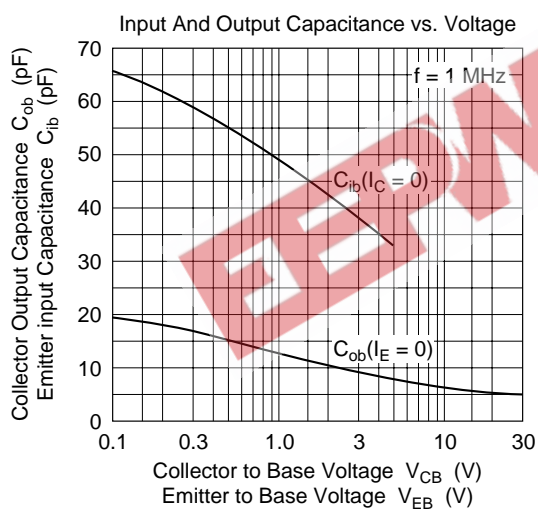
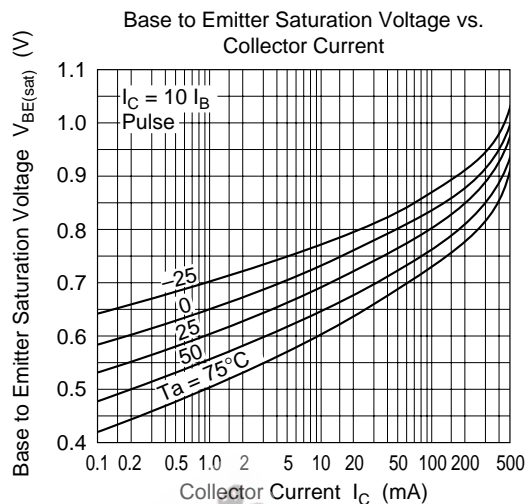
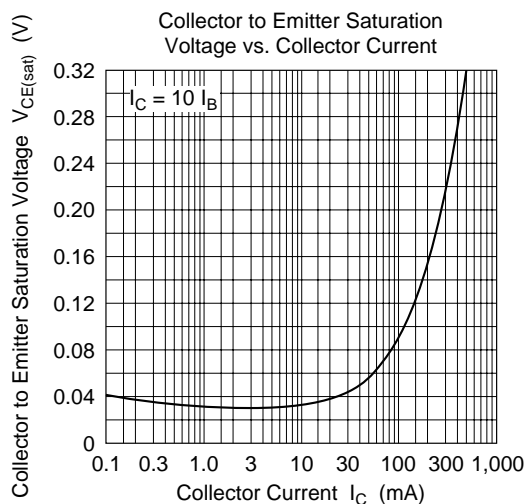
2SC1213A (K)



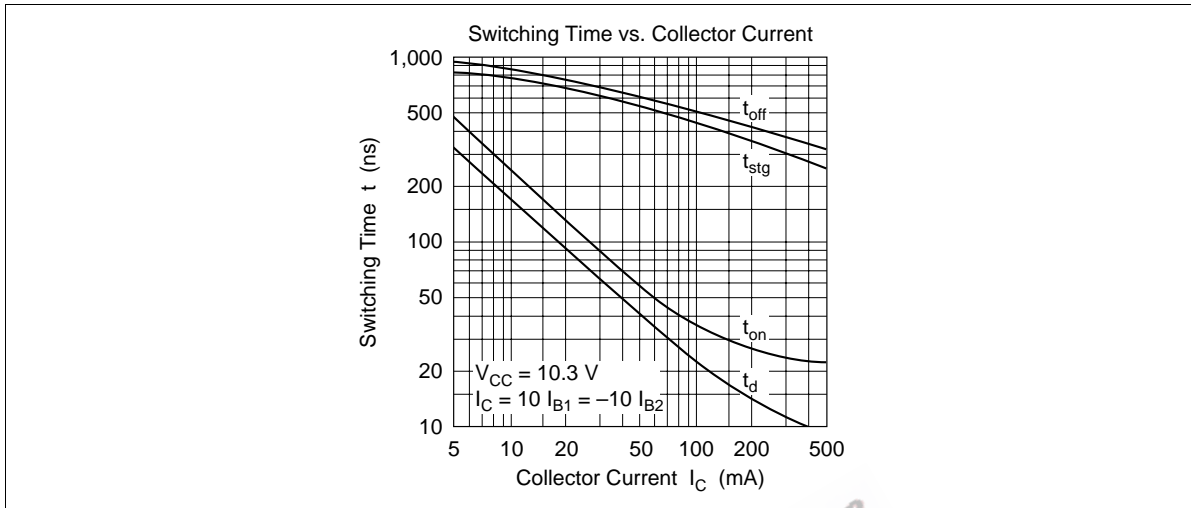
2SC1213A (K)



HITACHI



2SC1213A (K)

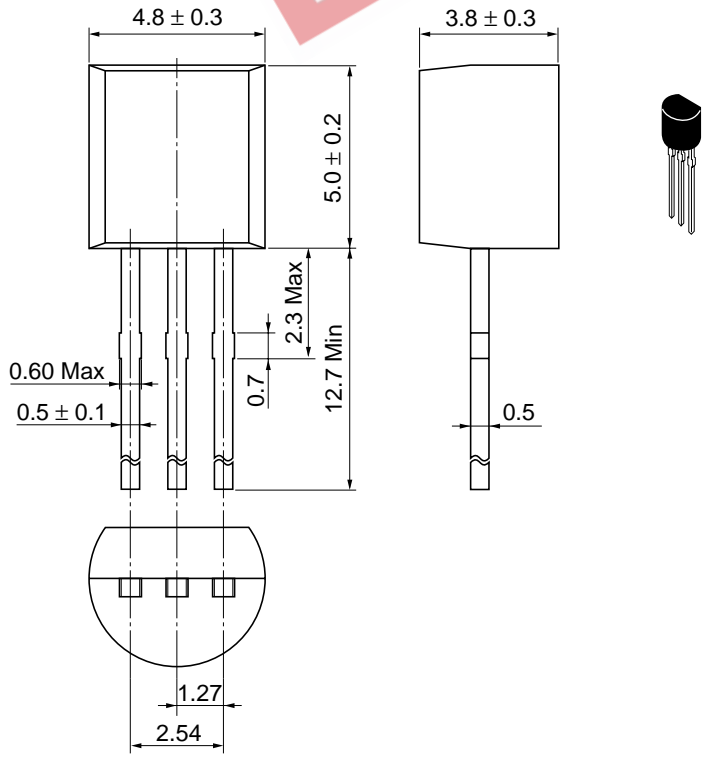


EPW 电子产品世界
.com.cn

HITACHI

EEPW 电子产品世界 .com.cn

Unit: mm



Hitachi Code	TO-92 (1)
JEDEC	Conforms
EIAJ	Conforms
Weight (reference value)	0.25 g

Cautions

1. Hitachi neither warrants nor grants licenses of any rights of Hitachi's or any third party's patent, copyright, trademark, or other intellectual property rights for information contained in this document. Hitachi bears no responsibility for problems that may arise with third party's rights, including intellectual property rights, in connection with use of the information contained in this document.
2. Products and product specifications may be subject to change without notice. Confirm that you have received the latest product standards or specifications before final design, purchase or use.
3. Hitachi makes every attempt to ensure that its products are of high quality and reliability. However, contact Hitachi's sales office before using the product in an application that demands especially high quality and reliability or where its failure or malfunction may directly threaten human life or cause risk of bodily injury, such as aerospace, aeronautics, nuclear power, combustion control, transportation, traffic, safety equipment or medical equipment for life support.
4. Design your application so that the product is used within the ranges guaranteed by Hitachi particularly for maximum rating, operating supply voltage range, heat radiation characteristics, installation conditions and other characteristics. Hitachi bears no responsibility for failure or damage when used beyond the guaranteed ranges. Even within the guaranteed ranges, consider normally foreseeable failure rates or failure modes in semiconductor devices and employ systemic measures such as fail-safes, so that the equipment incorporating Hitachi product does not cause bodily injury, fire or other consequential damage due to operation of the Hitachi product.
5. This product is not designed to be radiation resistant.
6. No one is permitted to reproduce or duplicate, in any form, the whole or part of this document without written approval from Hitachi.
7. Contact Hitachi's sales office for any questions regarding this document or Hitachi semiconductor products.

HITACHI

Hitachi, Ltd.

Semiconductor & Integrated Circuits.
Nippon Bldg., 2-6-2, Ohte-machi, Chiyoda-ku, Tokyo 100-0004, Japan
Tel: Tokyo (03) 3270-2111 Fax: (03) 3270-5109

URL North America : <http://semiconductor.hitachi.com/>
 Europe : <http://www.hitachi-eu.com/hel/ecg>
 Asia (Singapore) : <http://www.has.hitachi.com.sg/grp3/sicd/index.htm>
 Asia (Taiwan) : http://www.hitachi.com.tw/E/Product/SICD_Frame.htm
 Asia (HongKong) : <http://www.hitachi.com.hk/eng/bo/grp3/index.htm>
 Japan : <http://www.hitachi.co.jp/Sicd/indx.htm>

For further information write to:

Hitachi Semiconductor
(America) Inc.
179 East Tasman Drive,
San Jose, CA 95134
Tel: <1> (408) 433-1990
Fax: <1> (408) 433-0223

Hitachi Europe GmbH
Electronic components Group
Dornacher StraÙe 3
D-85622 Feldkirchen, Munich
Germany
Tel: <49> (89) 9 9180-0
Fax: <49> (89) 9 29 30 00

Hitachi Europe Ltd.
Electronic Components Group.
Whitebrook Park
Lower Cookham Road
Maidenhead
Berkshire SL6 8YA, United Kingdom
Tel: <44> (1628) 585000
Fax: <44> (1628) 778322

Hitachi Asia Pte. Ltd.
16 Collyer Quay #20-00
Hitachi Tower
Singapore 049318
Tel: 535-2100
Fax: 535-1533

Hitachi Asia Ltd.
Taipei Branch Office
3F, Hung Kuo Building, No.167,
Tun-Hwa North Road, Taipei (105)
Tel: <886> (2) 2718-3666
Fax: <886> (2) 2718-8180

Hitachi Asia (Hong Kong) Ltd.
Group III (Electronic Components)
7/F., North Tower, World Finance Centre,
Harbour City, Canton Road, Tsim Sha Tsui,
Kowloon, Hong Kong
Tel: <852> (2) 735 9218
Fax: <852> (2) 730 0281
Telex: 40815 HITEC HX

Copyright ' Hitachi, Ltd., 1999. All rights reserved. Printed in Japan.

HITACHI