

SANYO

No. 429D

2SC1755, 1756, 1757

NPN Triple Diffused Planar Silicon Transistors
 FOR CHROMA OUTPUT & AF OUTPUT OF COLOR TV
 FOR VIDEO OUTPUT & AF OUTPUT OF B/W TV

These 2SC1755, 1756, 1757 are different only from their packages.

Absolute Maximum Ratings at Ta=25°C

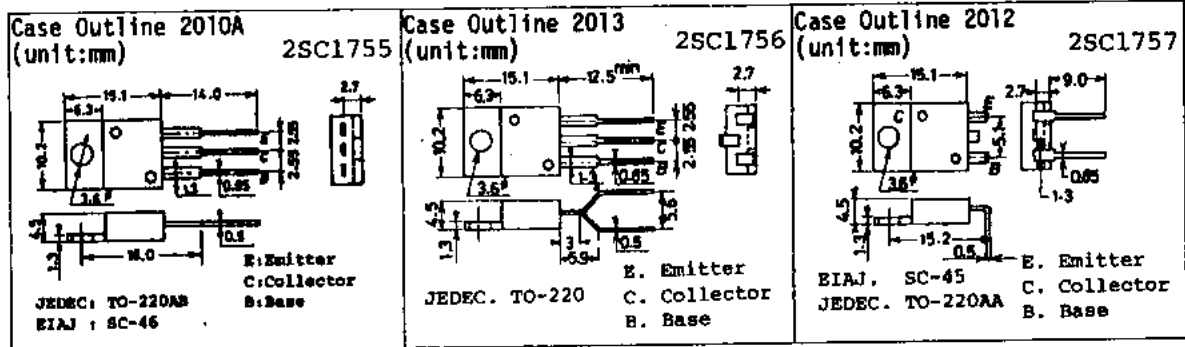
			unit
Collector to Base Voltage	V _{CB0}	300	V
Collector to Emitter Voltage	V _{CE0}	300	V
Emitter to Base Voltage	V _{EB0}	7	V
Collector Current	I _C	200	mA
Peak Collector Current	i _{cp}	700	mA
Collector Dissipation	P _C	1.2	W
	P _C	T _c =25°C	15 W
Junction Temperature	T _j	150	°C
Storage Temperature	T _{stg}	-40 to +150	°C

Electrical Characteristics at Ta=25°C

			min	typ	max	unit
Collector Cutoff Current	I _{CB0}	V _{CB} =200V, I _E =0			0.1	μA
Emitter Cutoff Current	I _{EB0}	V _{EB} =5V, I _C =0			0.1	μA
DC Current Gain	h _{FE}	V _{CE} =10V, I _C =10mA	40*		200*	
Gain Bandwidth Product	f _T	V _{CE} =30V, I _C =10mA	50			MHz
Output Capacitance	C _{ob}	V _{CB} =50V, f=1MHz			5.3	pF
C-E Saturation Voltage	V _{CE(sat)}	I _C =50mA, I _B =5mA			2.0	V

* The 2SC1755, 1756, 1757 are classified as follows.

40	C	80	60	D	120	100	E	200
----	---	----	----	---	-----	-----	---	-----

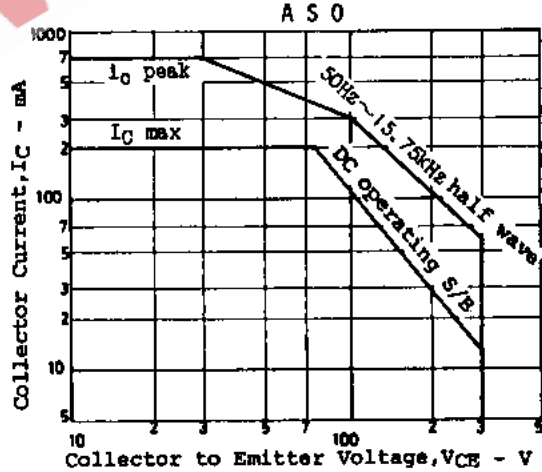
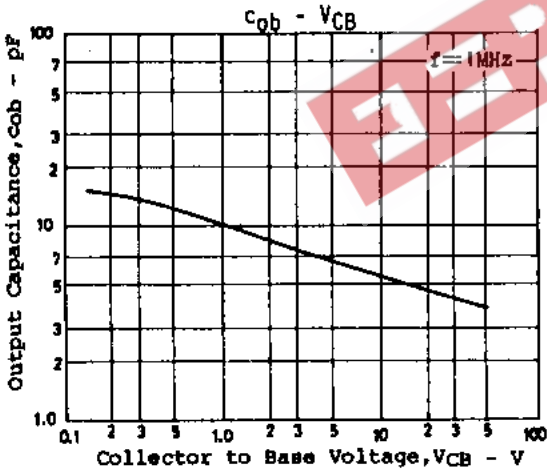
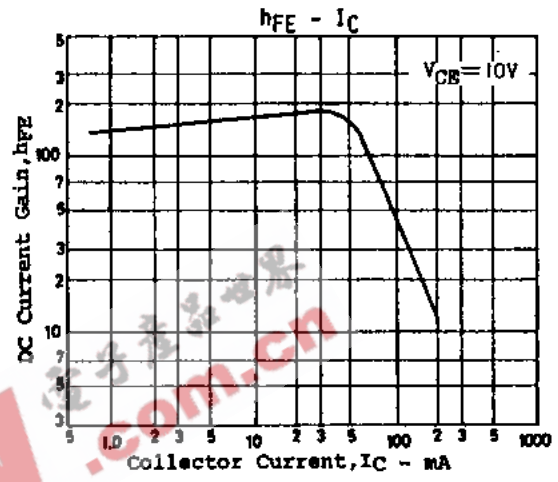
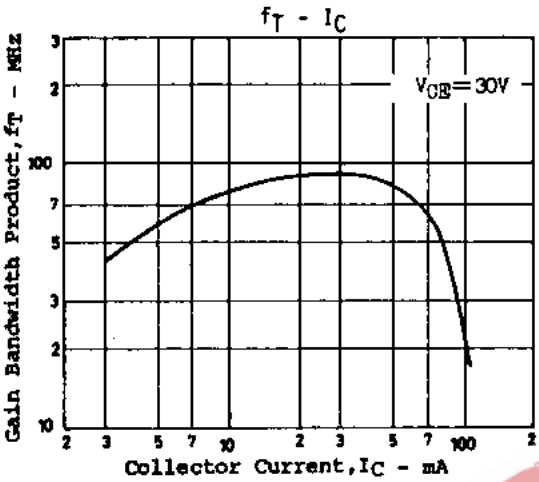
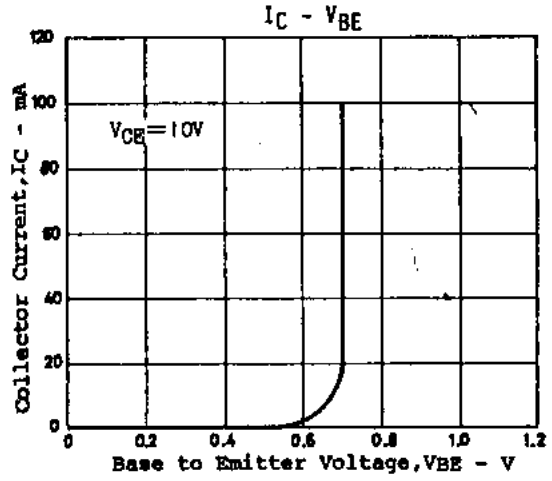
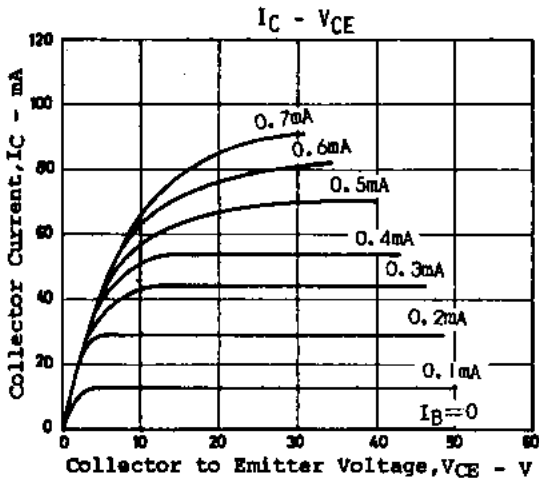


These specifications are subject to change without notice.

SANYO ELECTRIC CO. LTD. SEMICONDUCTOR DIVISION

4-1-1, HIRAKAWA, SUTSU, SAKAI, CHIGAKI, JAPAN

4157KI/3185MW, TS No. 429-1/2



Information furnished by SANYO is believed to be accurate and reliable. However, no responsibility is assumed by SANYO for its use; nor for any infringements of patents or other rights of third parties which may result from its use, and no license is granted by implication or otherwise under any patent or patent rights of SANYO.