

<b>SANYO</b>	No.1048B	<b>2SA1252/2SC3134</b>
		PNP/NPN Epitaxial Planar Silicon Transistors For AF Applications

**Features**

- . High  $V_{EBO}$ .
- . Wide ASO and high durability against breakdown.

( ) : 2SA1252

**Absolute Maximum Ratings at  $T_a=25^\circ\text{C}$**

Collector to Base Voltage	$V_{CB0}$	(-) 60	V
Collector to Emitter Voltage	$V_{CEO}$	(-) 50	V
Emitter to Base Voltage	$V_{EBO}$	(-) 15	V
Collector Current	$I_C$	(-) 150	mA
Collector Current(Pulse)	$I_{CP}$	(-) 300	mA
Collector Dissipation	$P_C$	200	mW
Junction Temperature	$T_j$	125	$^\circ\text{C}$
Storage Temperature	$T_{stg}$	-55 to +125	$^\circ\text{C}$

**Electrical Characteristics at  $T_a=25^\circ\text{C}$**

			min	typ	max	unit
Collector Cutoff Current	$I_{CBO}$	$V_{CB}=(-)40\text{V}, I_E=0$			(-)0.1	$\mu\text{A}$
Emitter Cutoff Current	$I_{EBO}$	$V_{EB}=(-)10\text{V}, I_C=0$			(-)0.1	$\mu\text{A}$
DC Current Gain	$h_{FE}$	$V_{CE}=(-)6\text{V}, I_C=(-)1\text{mA}$	90*		560*	
Gain-Bandwidth Product	$f_T$	$V_{CE}=(-)6\text{V}, I_C=(-)1\text{mA}$		100		MHz
Output Capacitance	$C_{ob}$	$V_{CB}=(-)6\text{V}, f=1\text{MHz}$		(3.5)		pF
				2.2		
C to E Saturation Voltage	$V_{CE(sat)}$	$I_C=(-)50\text{mA}, I_B=(-)5\text{mA}$			(-)0.5	V
C to B Breakdown Voltage	$V_{(BR)CBO}$	$I_C=(-)10\mu\text{A}, I_E=0$	(-)60			V
C to E Breakdown Voltage	$V_{(BR)CEO}$	$I_C=(-)1\text{mA}, R_{BE}=\infty$	(-)50			V
E to B Breakdown Voltage	$V_{(BR)EBO}$	$I_E=(-)10\mu\text{A}, I_C=0$	(-)15			V

\*The 2SA1252/2SC3134 are classified as follows according to  $h_{FE}$  at 1mA:

90	4	180	135	5	270	200	6	400	300	7	600
----	---	-----	-----	---	-----	-----	---	-----	-----	---	-----

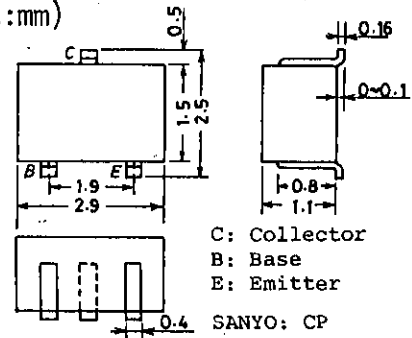
Marking 2SA1252 : D

2SC3134 : H

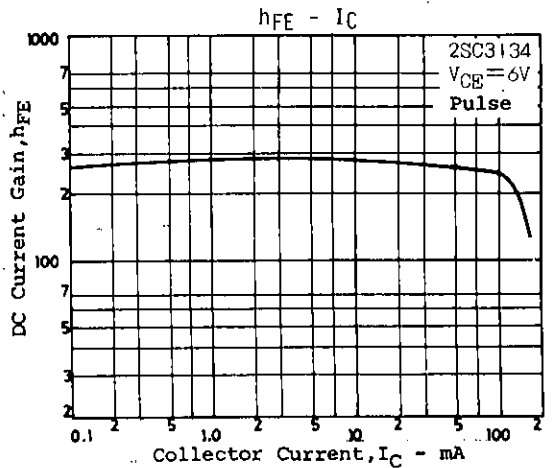
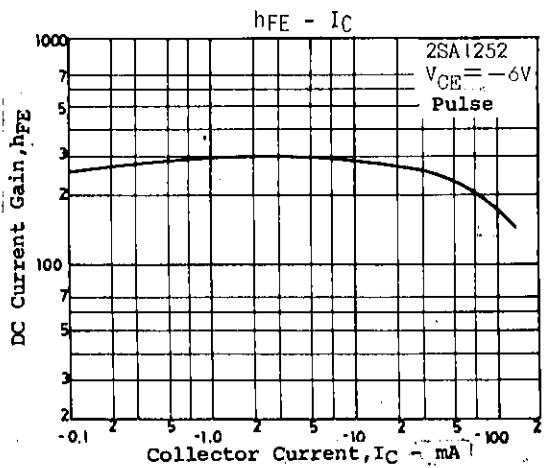
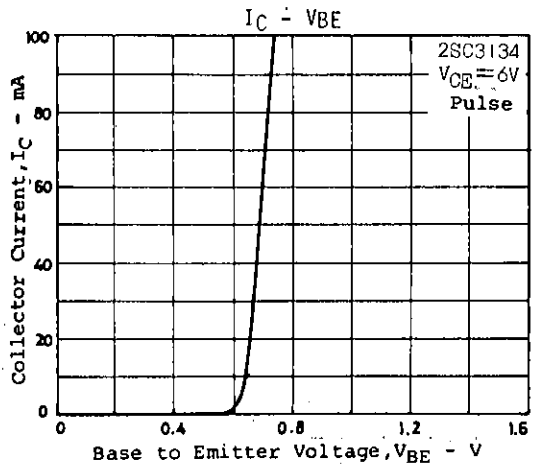
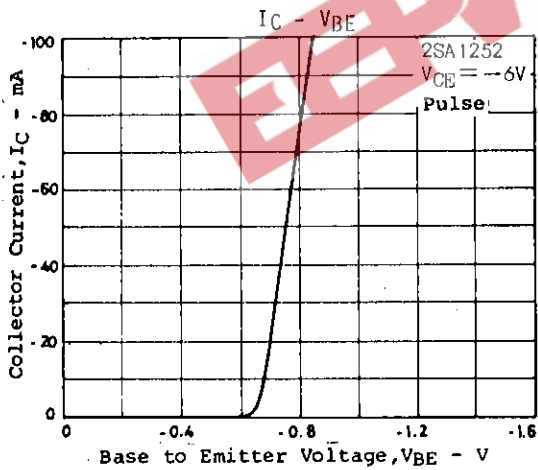
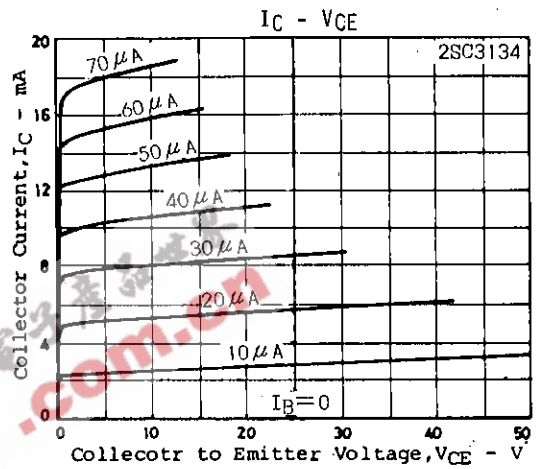
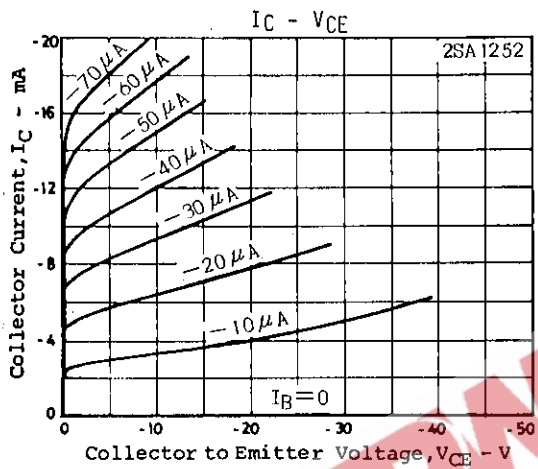
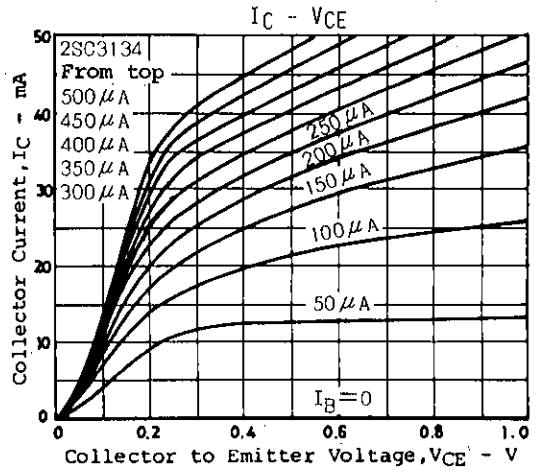
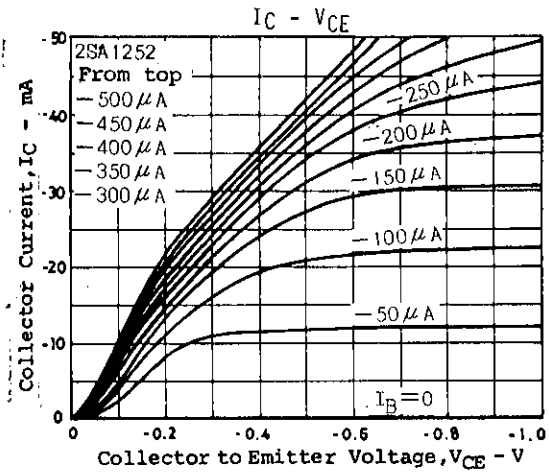
$h_{FE}$  rank : 4,5,6,7

**Package Dimensions 2018A**

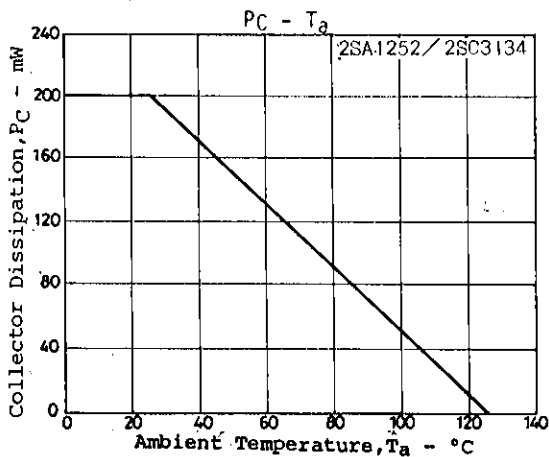
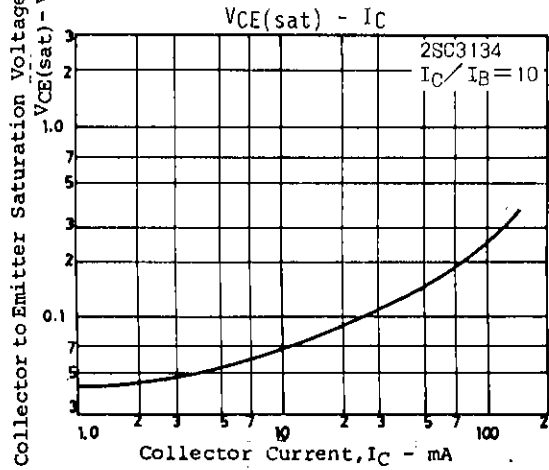
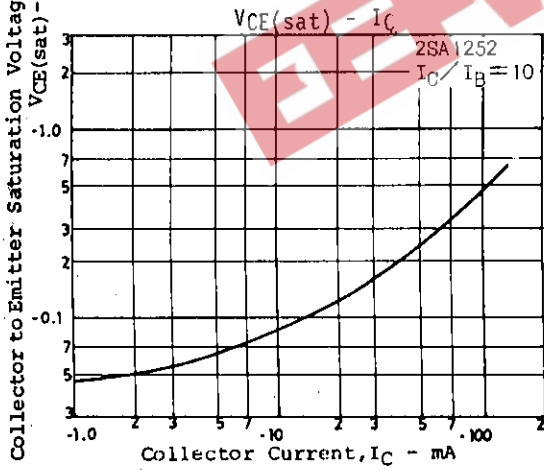
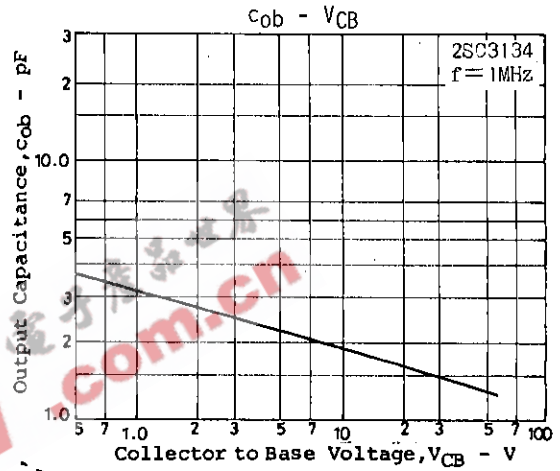
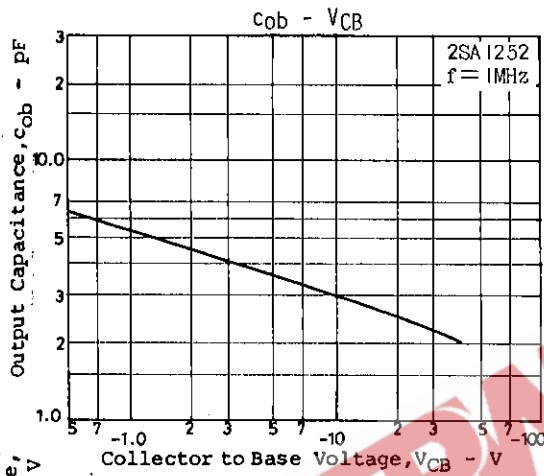
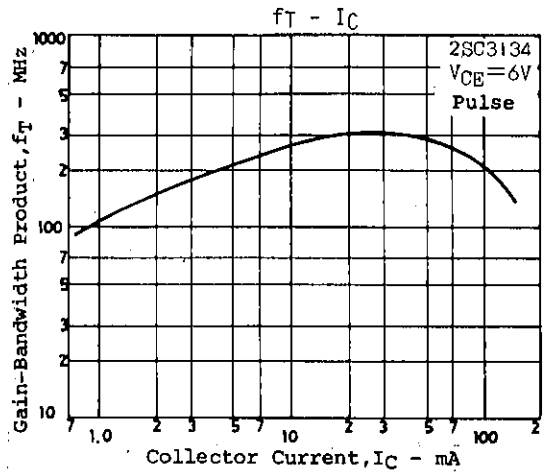
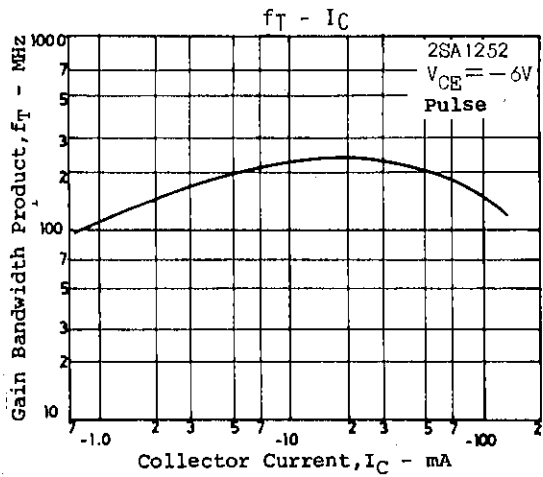
(unit:mm)



2SA1252/2SC3134



2SA1252/2SC3134



EEPW 电子產品世界  
.com.cn

- No products described or contained herein are intended for use in surgical implants, life-support systems, aerospace equipment, nuclear power control systems, vehicles, disaster/crime-prevention equipment and the like, the failure of which may directly or indirectly cause injury, death or property loss.
- Anyone purchasing any products described or contained herein for an above-mentioned use shall:
  - ① Accept full responsibility and indemnify and defend SANYO ELECTRIC CO., LTD., its affiliates, subsidiaries and distributors and all their officers and employees, jointly and severally, against any and all claims and litigation and all damages, cost and expenses associated with such use;
  - ② Not impose any responsibility for any fault or negligence which may be cited in any such claim or litigation on SANYO ELECTRIC CO., LTD., its affiliates, subsidiaries and distributors or any of their officers and employees jointly or severally.
- Information (including circuit diagrams and circuit parameters) herein is for example only; it is not guaranteed for volume production. SANYO believes information herein is accurate and reliable, but no guarantees are made or implied regarding its use or any infringements of intellectual property rights or other rights of third parties.