

Axial Lead and Cartridge Fuses

Ceramic Body

3AB Fast-Acting Fuse 314/324 Series



Ceramic body construction permits higher interrupting ratings and voltage ratings. Ideal for applications where high current loads are expected.

ELECTRICAL CHARACTERISTICS:


| % of Ampere Rating | Ampere Rating | Opening Time |
|--------------------|---------------|----------------------------|
| 100% | 1/8-30 | 4 hours, Minimum |
| 135% | 1/8-30 | 1 hour, Maximum |
| 200% | 1/8-12 | 15 seconds, Maximum |
| | 15-30 | 30 seconds, Maximum |

AGENCY APPROVALS: Listed by Underwriters Laboratories and Certified by CSA through 15 amperes at 250 VAC/125 VDC. Recognized under the Components Program of Underwriters Laboratories at 20-30A, certified by CSA at 20A, and approved by METI from 10 through 30 amperes.

AGENCY FILE NUMBERS: UL E10480, CSA LR 29862.

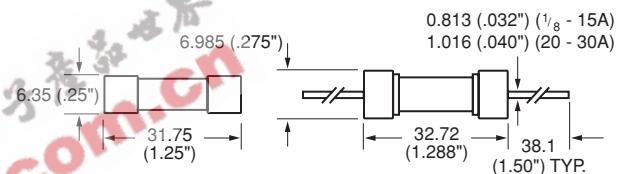
INTERRUPTING RATINGS:

| | |
|--------------|------------------|
| 0.125 - 20A | 10,000 @ 125 VAC |
| 25 - 30A | 400A @ 125 VAC |
| 0.125 - .75A | 35A @ 250 VAC |
| 1 - 3A | 100A @ 250VAC |
| 4 - 15A | 750A @ 250VAC |
| 20A | 1,000A @ 250VAC |
| | 200A @ 300VAC |
| 25-30A | 100A @ 250VAC |



314 000 Series

324 000 Series

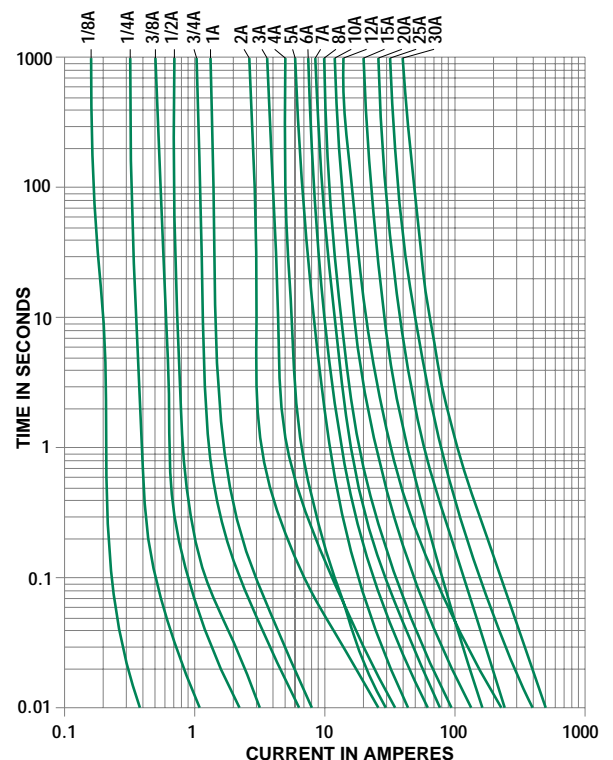


Axial Lead Material: Solder coated copper.

ORDERING INFORMATION:

| Cartridge Catalog Number | Axial Lead Catalog Number | Ampere Rating | Voltage Rating | Nominal Resistance Cold Ohms | Nominal Melting I ² t A ² Sec. |
|--------------------------|---------------------------|---------------|----------------|------------------------------|--|
| 314.125 | 324.125 | 1/8 | 250 | 6.20 | 0.00149 |
| 314.250 | 324.250 | 1/4 | 250 | 1.95 | 0.0140 |
| 314.375 | 324.375 | 3/8 | 250 | 0.820 | 0.050 |
| 314.500 | 324.500 | 1/2 | 250 | 0.500 | 0.115 |
| 314.750 | 324.750 | 3/4 | 250 | 0.250 | 0.466 |
| 314.001 | 324.001 | 1 | 250 | 0.189 | 0.690 |
| 314.002 | 324.002 | 2 | 250 | 0.0700 | 11.0 |
| 314.003 | 324.003 | 3 | 250 | 0.0432 | 14.6 |
| 314.004 | 324.004 | 4 | 250 | 0.0470 | 10.4 |
| 314.005 | 324.005 | 5 | 250 | 0.0300 | 26.0 |
| 314.006 | 324.006 | 6 | 250 | 0.0240 | 45.0 |
| 314.007 | 324.007 | 7 | 250 | 0.0187 | 71.0 |
| 314.008 | 324.008 | 8 | 250 | 0.0153 | 105.0 |
| 314.010 | 324.010 | 10 | 250 | 0.0105 | 206.0 |
| 314.012 | 324.012 | 12 | 250 | 0.00760 | 570.0 |
| 314.015 | 324.015 | 15 | 250 | 0.00505 | 292.0 |
| 314.020 | 324.020 | 20 | 250 | 0.00355 | 631.0 |
| 314.025 | 324.025 | 25 | 250 | 0.00235 | 1450.0 |
| 314.030 | 324.030 | 30 | 250 | 0.00182 | 2490.0 |

Average Time Current Curves



11
AXIAL LEAD AND CARTRIDGE FUSES