

# MODEL 72

## 3/8" Square

### Single Turn

### Cermet Trimming

### Potentiometer



1

#### ELECTRICAL

|                                       |  |
|---------------------------------------|--|
| Standard Resistance Range, Ohms       | 10 to 2Meg                                     |
| Standard Resistance Tolerance         | ±10% (<100 Ohms = ±20%)                        |
| Input Voltage, Maximum                | 200 Vdc or rms not to exceed power rating      |
| Slider Current, Maximum               | 100mA or within rated power, whichever is less |
| Power Rating, Watts                   | 0.5 at 85°C derating to 0 at 125°C             |
| End Resistance, Maximum               | 2 Ohms   |
| Actual Electrical Travel, Nominal     | 244°   |
| Dielectric Strength                   | 900 Vrms                                       |
| Insulation Resistance, Minimum        | 1,000 Megohms                                  |
| Resolution                            | Essentially infinite                           |
| Contact Resistance Variation, Maximum | 1% or 1 Ohm, whichever is greater              |

#### ENVIRONMENTAL

|                                  |  |
|----------------------------------|--|
| Seal                             | 85°C Fluorinert® (No Leaks)                      |
| Temperature Coefficient, Maximum | ±100ppm/°C                                       |
| Operating Temperature Range      | -55°C to +125°C                                  |
| Thermal Shock                    | 5 cycles, -55°C to +125°C (1% ΔRT, 1% ΔVR)       |
| Moisture Resistance              | Ten 24 hour cycles (1% ΔRT, IR 100 Megohms Min.) |
| Shock, 6ms Sawtooth              | 100G's (1% ΔRT, 1% ΔVR)                          |
| Vibration                        | 20G's, 10 to 2,000 Hz (1% ΔRT, 1% ΔVR)           |
| High Temperature Exposure        | 250 hours at 125°C (2% ΔRT, 2% ΔVR)              |
| Rotational Life                  | 200 cycles (3% ΔRT)                              |
| Load Life at 0.5 Watts           | 1,000 hours at 70°C (2% ΔRT)                     |
| Resistance to Solder Heat        | 260°C for 10 sec. (1% ΔRT)                       |

#### MECHANICAL

|                          |                       |
|--------------------------|-----------------------|
| Mechanical Stops         | Solid                 |
| Torque, Starting Maximum | 3 oz.-in. (0.021 N-m) |
| Weight, Nominal          | .025 oz. (0.70 grams) |

Fluorinert® is a registered trademark of 3M Company.  
Specifications subject to change without notice.



1-55

Model 72

**TOP ADJUSTMENT (Inch/mm)**

**Model 72P**



Note: Model 72P dimensions applicable to all other models except as noted.

**Model 72PL**



**Model 72PM**



**Model 72PX, 72RPX**



Model 72RPX - Terminals 1 and 3 are reversed

**Model 72RP**



**SIDE ADJUSTMENT (Inch/mm)**

**1**

**Model 72X, 72RX**



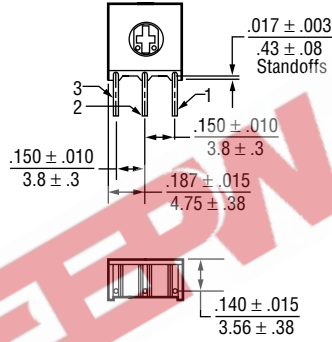
Model 72RX - Terminals 1 and 3 are reversed

**Model 72XL, 72RXL, 72RW**



Model 72RXL And 72RW - Terminals 1 and 3 are reversed

**Model 72XW, 72RXW**

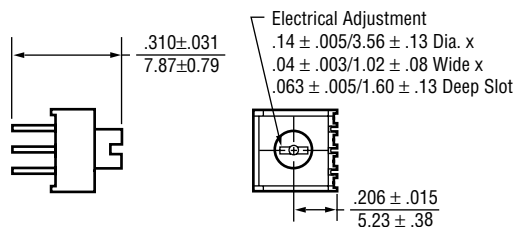


Model 72RXW - Terminals 1 and 3 are reversed

**EXTENDED ROTOR OPTION (Inch/mm)**

Available for all Model 72 pin styles:

72PE, 72PLE, 72PME, 72PXE, 72RPXE, 72XE, 72RXE,  
72XLE, 72RXLE, 72RWE, 72XWE, 72RXWE

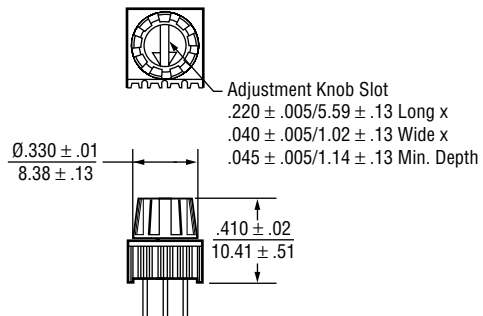


**ADJUSTMENT KNOB OPTION (Inch/mm)**

Available options:

72XT- Side Adjustment (See 72X for Pin Configuration)

72PT- Top Adjustment (See 72P for Pin Configuration)



72PT Shown - Dimensions applicable to 72XT

**STANDARD RESISTANCE VALUES, OHMS**

|    |     |    |     |      |      |      |
|----|-----|----|-----|------|------|------|
| 10 | 100 | 1K | 10K | 50K  | 250K | 2Meg |
| 20 | 200 | 2K | 20K | 100K | 500K |      |
| 50 | 500 | 5K | 25K | 200K | 1Meg |      |

**PACKAGING****1**

**Standard:** Boxes  
Capacity = 100 Units

**Option:** Tubes  
All units oriented with #1 pin to same side.

|          | <b>Pin Style</b> |   | <b>P, PM</b> | <b>X, XL, XW, RW</b> |
|----------|------------------|---|--------------|----------------------|
| Magazine | Width            | = | 0.47"        | 0.29"                |
|          | Height           | = | 0.54"        | 0.76"                |
|          | Length           | = | 20.5"        | 20.1"                |
|          | Capacity         | = | 50 Units     | 50 Units             |

**Option:** Tape & Reel, Ammo Pack (Available only for 72RW only)  
All units oriented with #1 pin to the right of the direction of feed.

|      |   |   |   |
|------|---|---|---|
|      | Seat Plane to<br>Centerline of<br>Sprocket Hole | = | .71" (18.03 mm)                         |
| Tape | Width   | = | 18 mm                                   |
|      | Sprocket  | = | Single Hole .50" spacing                |
|      | Capacity  | = | 1,000 Units                             |
| Reel | Diameter  | = | 14" (356mm)                             |
| Ammo | Tape Fold                                       | = | 12" (305mm)                             |
|      | Box   | = | 1.8" x 13" x 10" (46mm x 330mm x 254mm) |

EEPW.com.cn  
电子产品世界

## ORDERING INFORMATION

### Standard:



### Option:



### Option:



### Option:



## CIRCUIT DIAGRAM



## NOTES

Metric equivalents, based on 1 inch = 25.4mm are rounded to the same number of significant figures as in the original English units and are provided for general information only.

Tolerances unless otherwise specified:  
Linear =  $\pm .01$  inches (.25mm)  
Angular =  $\pm 2$  degrees

