

**1A 3-TERMINAL POSITIVE LINEAR REGULATORS****AZ78XX****General Description**

The AZ78XX series are monolithic integrated circuits designed as fixed-voltage regulators for a wide variety of applications including local, on-card regulation.

This series of regulators are complete with internal current limiting, thermal shutdown protection, and safe-area compensation which make them virtually immune from output overload. If adequate heat sinking are provided, these regulators can deliver output currents up to 1.0A.

The AZ78XX series are available in two standard plastic packages: TO-220-3 and TO-252-2 (1).

Features

- Constant Output Current up to 1.0A
- Fixed Output Voltages of 5V, 6V, 8V, 9V and 12V
- Output Voltage Tolerances of $\pm 5\%$ over the Full Temperature Range
- Internal Short Circuit Current-limiting
- Internal Thermal Overload Protection

Applications

- Consumer Electronics
- Microprocessor Power Supply
- Mother Board I/O Power Supply




Figure 1. Package Types of AZ78XX

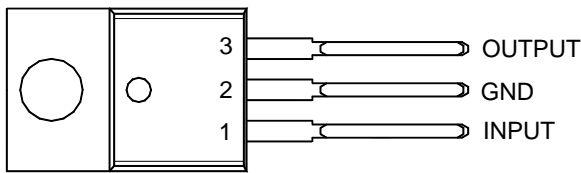


1A 3-TERMINAL POSITIVE LINEAR REGULATORS

AZ78XX

Pin Configuration

T Package
(TO-220-3)



D Package
(TO-252-2 (1))

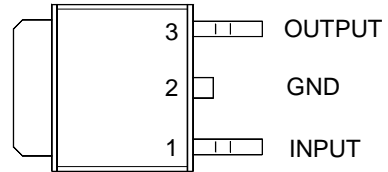


Figure 2. Pin Configuration of AZ78XX (Top View)

Pin Description

| Pin Number | Pin Name | Function |
|------------|----------|----------------|
| 1 | INPUT | Voltage Input |
| 2 | GND | Ground |
| 3 | OUTPUT | Voltage Output |



1A 3-TERMINAL POSITIVE LINEAR REGULATORS

AZ78XX

Functional Block Diagram

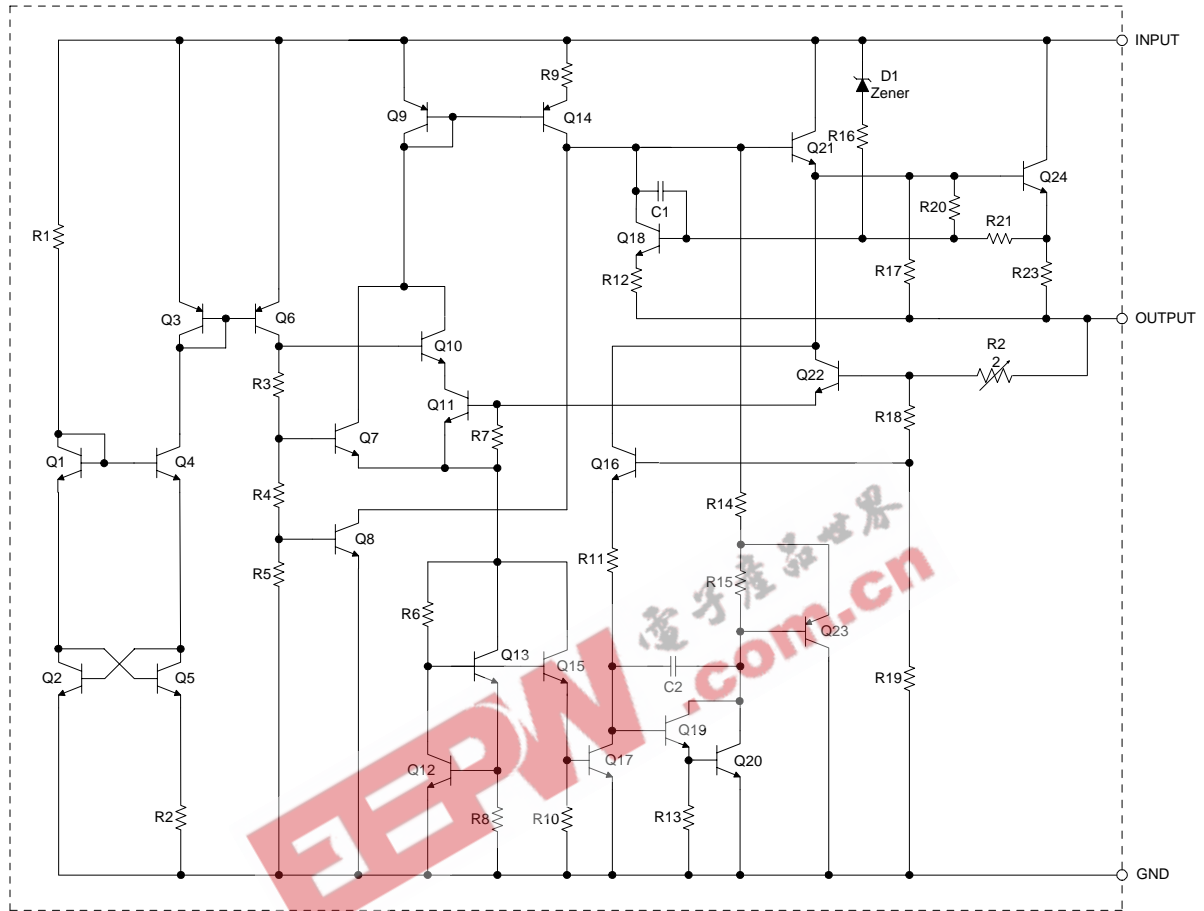


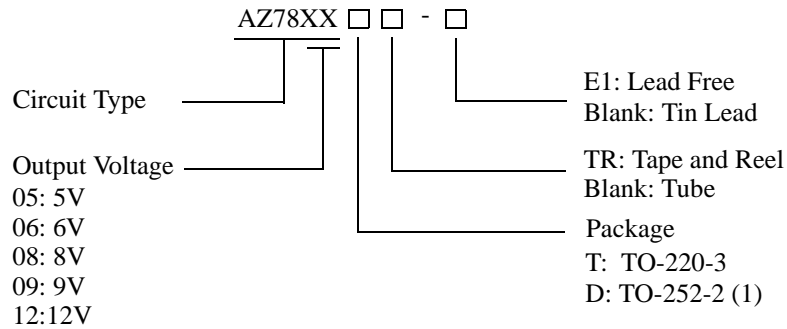
Figure 3. Functional Block Diagram of AZ78XX



1A 3-TERMINAL POSITIVE LINEAR REGULATORS

AZ78XX

Ordering Information



| Package | Temperature Range | Part Number | | Marking ID | | Packing Type |
|--------------|-------------------|-------------|--------------|-------------|------------|--------------|
| | | Tin Lead | Lead Free | Tin Lead | Lead Free | |
| TO-220-3 | -40 to 125°C | AZ7805T | AZ7805T-E1 | AZ7805T | AZ7805T-E1 | Tube |
| | | AZ7806T | AZ7806T-E1 | AZ7806T | AZ7806T-E1 | Tube |
| | | AZ7808T | AZ7808T-E1 | AZ7808T | AZ7808T-E1 | Tube |
| | | AZ7809T | AZ7809T-E1 | AZ7809T | AZ7809T-E1 | Tube |
| | | AZ7812T | AZ7812T-E1 | AZ7812T | AZ7812T-E1 | Tube |
| TO-252-2 (1) | -40 to 125°C | AZ7805D | AZ7805D-E1 | AZ7805D | AZ7805D-E1 | Tube |
| | | AZ7805DTR | AZ7805DTR-E1 | AZ7805D | AZ7805D-E1 | Tape & Reel |
| | | AZ7806D | AZ7806D-E1 | AZ7806D | AZ7806D-E1 | Tube |
| | | AZ7806DTR | AZ7806DTR-E1 | AZ7806D | AZ7806D-E1 | Tape & Reel |
| | | AZ7808D | AZ7808D-E1 | AZ7808D | AZ7808D-E1 | Tube |
| | | AZ7808DTR | AZ7808DTR-E1 | AZ7808D | AZ7808D-E1 | Tape & Reel |
| | | AZ7809D | AZ7809D-E1 | AZ7809D | AZ7809D-E1 | Tube |
| | | AZ7809DTR | AZ7809DTR-E1 | AZ7809D | AZ7809D-E1 | Tape & Reel |
| | | AZ7812D | AZ7812D-E1 | AZ7812D | AZ7812D-E1 | Tube |
| AZ7812DTR | AZ7812DTR-E1 | AZ7812D | AZ7812D-E1 | Tape & Reel | | |

BCD Semiconductor's Pb-free products, as designated with "E1" suffix in the part number, are RoHS compliant.

**1A 3-TERMINAL POSITIVE LINEAR REGULATORS****AZ78XX****Absolute Maximum Ratings (Note 1)**

| Parameter | Symbol | Value | Unit |
|-------------------------------------|---------------|--------------------|------|
| Input Voltage | V_{IN} | 20 | V |
| Lead Temperature (Soldering, 10sec) | T_{LEAD} | 260 | °C |
| Power Dissipation | P_D | Internally Limited | W |
| Operating Junction Temperature | T_J | 150 | °C |
| Storage Temperature Range | T_{STG} | -65 to 150 | °C |
| Thermal Resistance | θ_{JA} | TO-220-3 | 60 |
| | | TO-252-2 (1) | 100 |
| ESD (Human Body Model) | ESD | 3500 | V |
| ESD (Machine Model) | ESD | 500 | V |

Note 1: Stresses greater than those listed under "Absolute Maximum Ratings" may cause permanent damage to the device. These are stress ratings only, and functional operation of the device at these or any other conditions beyond those indicated under "Recommended Operating Conditions" is not implied. Exposure to "Absolute Maximum Ratings" for extended periods may affect device reliability.

Recommended Operating Conditions

| Parameter | Symbol | Min | Max | Unit |
|--------------------------------------|----------|-----|-----|------|
| Input Voltage | V_{IN} | | 15 | V |
| | | | 15 | |
| | | | 15 | |
| | | | 15 | |
| | | | 17 | |
| Operating Junction Temperature Range | T_J | -40 | 125 | °C |



1A 3-TERMINAL POSITIVE LINEAR REGULATORS

AZ78XX

Electrical Characteristics

AZ7805 ($V_I=10V$, $I_O=1A$, $T_J=-40$ to 125 °C, unless otherwise specified.)

| Parameter | Symbol | Conditions | Min | Typ | Max | Unit |
|--------------------------|-------------------------|---|-----|------|-----|---------------|
| Output Voltage | V_O | $T_J=25^\circ C$ | 4.9 | 5.0 | 5.1 | V |
| | | $I_O=5mA$ to $1A$, $V_I=7.5$ to $15V$, $P_D \leq 15W$ | 4.8 | 5.0 | 5.2 | |
| Line Regulation | V_{RLINE} | $V_I=8V$ to $15V$, $I_O=1A$, $T_J=25^\circ C$ | | 1 | 30 | mV |
| Load Regulation | V_{RLOAD} | $V_I=10V$, $I_O=5mA$ to $1A$, $T_J=25^\circ C$ | | 10 | 35 | mV |
| Quiescent Current | I_Q | $V_I=10V$, $I_O=0$ | | 3.2 | 6.0 | mA |
| Quiescent Current Change | ΔI_Q | $V_I=8V$ to $15V$, $I_O=500mA$, $T_J=25^\circ C$ | | 0.3 | 0.8 | mA |
| | | $I_O=5mA$ to $1A$, $T_J=25^\circ C$ | | 0.08 | 0.5 | |
| Ripple Rejection | $\Delta V_I/\Delta V_O$ | $V_I=8V$ to $15V$, $f=120Hz$, $I_O=300mA$ | 63 | 73 | | dB |
| Dropout Voltage | V_{DROP} | $\Delta V_O/V_O=1\%$, $I_O=1A$, $T_J=25^\circ C$ | | 2.0 | | V |
| Output Noise Voltage | N_O | $f=10Hz$ to $100KHz$, $T_A=25^\circ C$ | | 10 | | $\mu V/V_O$ |
| Output Resistance | R_O | $f=1.0kHz$ | | 10 | | $m\Omega$ |
| Short Circuit Current | I_{SC} | $V_I=15V$, $T_A=25^\circ C$ | | 0.8 | | A |
| Peak Output Current | I_{PK} | $V_I=10V$, $T_J=25^\circ C$ | | 2.2 | | A |
| Output Voltage Drift | $\Delta V_O/\Delta T$ | | | 0.3 | | $mV/^\circ C$ |

AZ7806 ($V_I=11V$, $I_O=1A$, $T_J=-40$ to 125 °C, unless otherwise specified.)

| Parameter | Symbol | Conditions | Min | Typ | Max | Unit |
|--------------------------|-------------------------|---|------|------|------|---------------|
| Output Voltage | V_O | $T_J=25^\circ C$ | 5.88 | 6.0 | 6.12 | V |
| | | $I_O=5mA$ to $1A$, $V_I=8.6$ to $15V$, $P_D \leq 15W$ | 5.76 | 6.0 | 6.24 | |
| Line Regulation | V_{RLINE} | $V_I=9V$ to $15V$, $I_O=1A$, $T_J=25^\circ C$ | | 1.6 | 30 | mV |
| Load Regulation | V_{RLOAD} | $V_I=11V$, $I_O=5mA$ to $1A$, $T_J=25^\circ C$ | | 20 | 37 | mV |
| Quiescent Current | I_Q | $V_I=11V$, $I_O=0$ | | 3.3 | 6.0 | mA |
| Quiescent Current Change | ΔI_Q | $V_I=9V$ to $15V$, $I_O=500mA$, $T_J=25^\circ C$ | | 0.3 | 0.8 | mA |
| | | $I_O=5.0mA$ to $1A$, $T_J=25^\circ C$ | | 0.08 | 0.5 | |
| Ripple Rejection | $\Delta V_I/\Delta V_O$ | $V_I=9V$ to $15V$, $f=120Hz$, $I_O=300mA$ | 58 | 65 | | dB |
| Dropout Voltage | V_{DROP} | $\Delta V_O/V_O=1\%$, $I_O=1A$, $T_J=25^\circ C$ | | 2.0 | | V |
| Output Noise Voltage | N_O | $f=10Hz$ to $100KHz$, $T_A=25^\circ C$ | | 10 | | $\mu V/V_O$ |
| Output Resistance | R_O | $f=1.0kHz$ | | 10 | | $m\Omega$ |
| Short Circuit Current | I_{SC} | $V_I=15V$, $T_A=25^\circ C$ | | 0.8 | | A |
| Peak Output Current | I_{PK} | $V_I=11V$, $T_J=25^\circ C$ | | 2.2 | | A |
| Output Voltage Drift | $\Delta V_O/\Delta T$ | | | 0.3 | | $mV/^\circ C$ |



1A 3-TERMINAL POSITIVE LINEAR REGULATORS

AZ78XX

Electrical Characteristics (Continued)

AZ7808 ($V_I=14V$, $I_O=1A$, $T_J=-40$ to 125 °C, unless otherwise specified.)

| Parameter | Symbol | Conditions | Min | Typ | Max | Unit |
|--------------------------|-------------------------|--|-----|-----|-----|---------------|
| Output Voltage | V_O | $T_J=25^\circ C$ | 7.8 | 8.0 | 8.2 | V |
| | | $I_O=5mA$ to $1A$, $V_I=10.6$ to $15V$, $P_D \leq 15W$ | 7.7 | 8.0 | 8.3 | |
| Line Regulation | V_{RLINE} | $V_I=11V$ to $15V$, $I_O=1A$, $T_J=25^\circ C$ | | 2 | 30 | mV |
| Load Regulation | V_{RLOAD} | $V_I=14V$, $I_O=5mA$ to $1A$, $T_J=25^\circ C$ | | 15 | 37 | mV |
| Quiescent Current | I_Q | $V_I=14V$, $I_O=0$ | | 3.3 | 6.0 | mA |
| Quiescent Current Change | ΔI_Q | $V_I=10.6V$ to $15V$, $I_O=500mA$, $T_J=25^\circ C$ | | | 0.8 | mA |
| | | $I_O=5.0mA$ to $1A$, $T_J=25^\circ C$ | | | 0.5 | |
| Ripple Rejection | $\Delta V_I/\Delta V_O$ | $V_I=11V$ to $15V$, $f=120Hz$, $I_O=300mA$ | 56 | 62 | | dB |
| Dropout Voltage | V_{DROPO} | $\Delta V_O/V_O=1\%$, $I_O=1A$, $T_J=25^\circ C$ | | 2.0 | | V |
| Output Noise Voltage | N_O | $f=10Hz$ to $100KHz$, $T_A=25^\circ C$ | | 10 | | $\mu V/V_O$ |
| Output Resistance | R_O | $f=1.0kHz$ | | 10 | | $m\Omega$ |
| Short Circuit Current | I_{SC} | $V_I=15V$, $T_A=25^\circ C$ | | 0.8 | | A |
| Peak Output Current | I_{PK} | $V_I=13V$, $T_J=25^\circ C$ | | 2.2 | | A |
| Output Voltage Drift | $\Delta V_O/\Delta T$ | | | 0.4 | | $mV/^\circ C$ |

AZ7809 ($V_I=15V$, $I_O=1A$, $T_J=-40$ to 125 °C, unless otherwise specified.)

| Parameter | Symbol | Condition | Min | Typ | Max | Unit |
|--------------------------|-------------------------|--|------|-----|------|---------------|
| Output Voltage | V_O | $T_J=25^\circ C$ | 8.65 | 9.0 | 9.35 | V |
| | | $I_O=5mA$ to $1A$, $V_I=11.5$ to $15V$, $P_D \leq 15W$ | 8.55 | 9.0 | 9.45 | |
| Line Regulation | V_{RLINE} | $V_I=11.5V$ to $15V$, $I_O=1A$, $T_J=25^\circ C$ | | 1.8 | 30 | mV |
| Load Regulation | V_{RLOAD} | $V_I=15V$, $I_O=5mA$ to $1A$, $T_J=25^\circ C$ | | 14 | 36 | mV |
| Quiescent Current | I_Q | $V_I=15V$, $I_O=0$ | | 3.4 | 8.0 | mA |
| Quiescent Current Change | ΔI_Q | $V_I=11.5V$ to $15V$, $I_O=500mA$, $T_J=25^\circ C$ | | | 1.0 | mA |
| | | $I_O=5.0mA$ to $1A$, $T_J=25^\circ C$ | | | 0.5 | |
| Ripple Rejection | $\Delta V_I/\Delta V_O$ | $V_I=12V$ to $15V$, $f=120Hz$, $I_O=300mA$ | 56 | 61 | | dB |
| Dropout Voltage | V_{DROPO} | $\Delta V_O/V_O=1\%$, $I_O=1A$ | | 2.0 | | V |
| Output Noise Voltage | N_O | $f=10Hz$ to $100KHz$, $T_A=25^\circ C$ | | 10 | | $\mu V/V_O$ |
| Output Resistance | R_O | $f=1.0KHz$ | | 12 | | $m\Omega$ |
| Short Circuit Current | I_{SC} | $V_I=15V$, $T_A=25^\circ C$ | | 0.8 | | A |
| Peak Output Current | I_{PK} | $V_I=14V$, $T_J=25^\circ C$ | | 2.2 | | A |
| Output Voltage Drift | $\Delta V_O/\Delta T$ | | | 0.5 | | $mV/^\circ C$ |

**1A 3-TERMINAL POSITIVE LINEAR REGULATORS****AZ78XX****Electrical Characteristics (Continued)****AZ7812** ($V_I=17V$, $I_O=1A$, $T_J=-40$ to 125 °C, unless otherwise specified.)

| Parameter | Symbol | Condition | Min | Typ | Max | Unit |
|--------------------------|-------------------------|--|------|-----|------|---------------|
| Output Voltage | V_O | $T_J=25^\circ C$ | 11.5 | 12 | 12.5 | V |
| | | $I_O=5mA$ to $1A$, $V_I=14.8$ to $17V$, $P_D \leq 15W$ | 11.4 | 12 | 12.6 | |
| Line Regulation | V_{RLINE} | $V_I=14.5$ to $18V$, $I_O=1A$, $T_J=25^\circ C$ | | 2.2 | 30 | mV |
| Load Regulation | V_{RLOAD} | $V_I=17V$, $I_O=5mA$ to $1A$, $T_J=25^\circ C$ | | 8.1 | 60 | mV |
| Quiescent Current | I_Q | $V_I=17V$, $I_O=0$ | | 3.4 | 6.5 | mA |
| Quiescent Current Change | ΔI_Q | $V_I=14.5$ to $17V$, $I_O=1A$, $T_J=25^\circ C$ | | | 0.7 | mA |
| | | $I_O=5.0mA$ to $1A$, $T_J=25^\circ C$ | | | 0.5 | |
| Ripple Rejection | $\Delta V_I/\Delta V_O$ | $V_I=15V$ to $17V$, $f=120Hz$, $I_O=300mA$ | 55 | 60 | | dB |
| Dropout Voltage | V_{DROP} | $\Delta V_O/V_O=1\%$, $I_O=1A$, $T_A=25^\circ C$ | | 2.0 | | V |
| Output Noise Voltage | N_O | $f=10Hz$ to $100KHz$, $T_A=25^\circ C$ | | 10 | | $\mu V/V_O$ |
| Output Resistance | R_O | $f=1.0KHz$ | | 13 | | $m\Omega$ |
| Short Circuit Current | I_{SC} | $V_I=15V$, $T_A=25^\circ C$ | | 0.8 | | A |
| Peak Output Current | I_{PK} | $V_I=17V$, $T_J=25^\circ C$ | | 2.2 | | A |
| Output Voltage Drift | $\Delta V_O/\Delta T$ | | | 0.8 | | $mV/^\circ C$ |



1A 3-TERMINAL POSITIVE LINEAR REGULATORS

AZ78XX

Typical Performance Characteristics

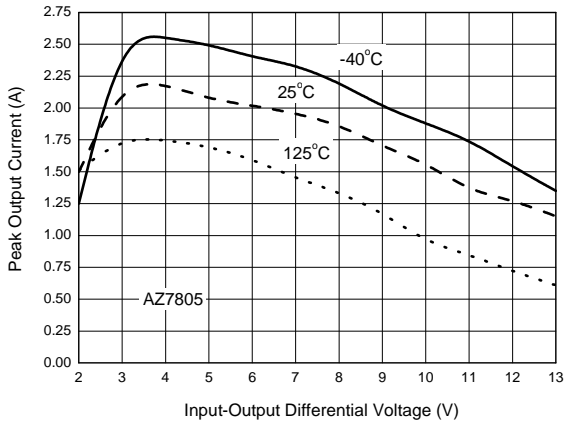


Figure 4. Peak Output Current vs. Input-Output Differential Voltage

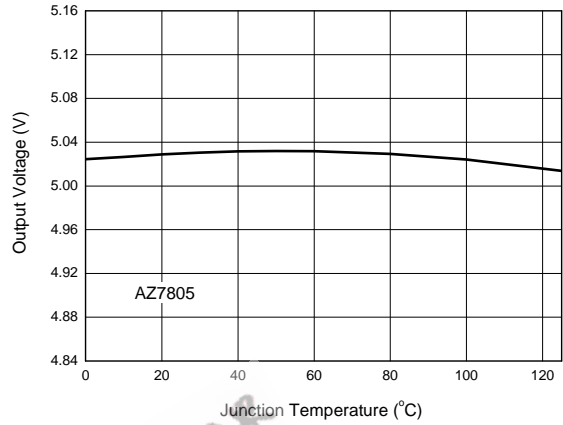


Figure 5. Output Voltage vs. Junction Temperature

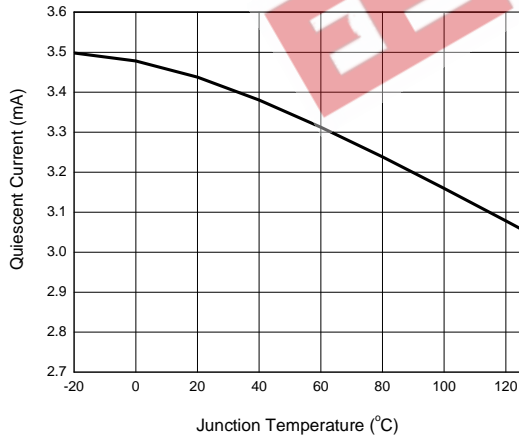


Figure 6. Quiescent Current vs. Junction Temperature

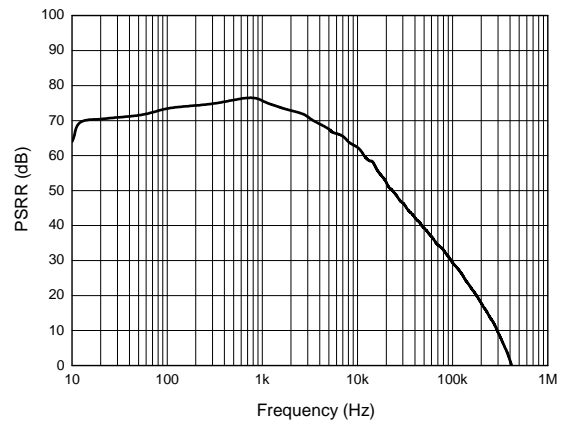


Figure 7. PSRR vs. Frequency



1A 3-TERMINAL POSITIVE LINEAR REGULATORS

AZ78XX

Typical Performance Characteristics (Continued)

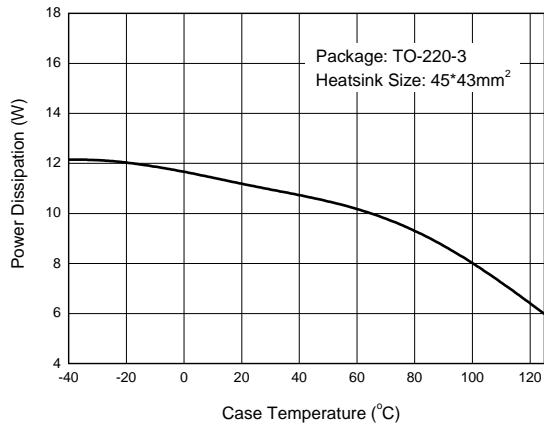


Figure 8. Power Dissipation vs. Case Temperature

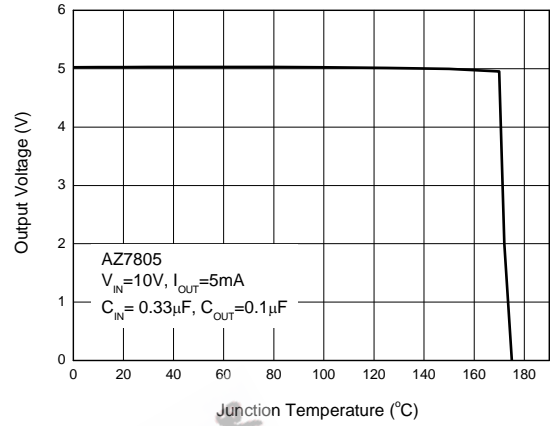


Figure 9. Thermal Shutdown Protection



1A 3-TERMINAL POSITIVE LINEAR REGULATORS

AZ78XX

Typical Application

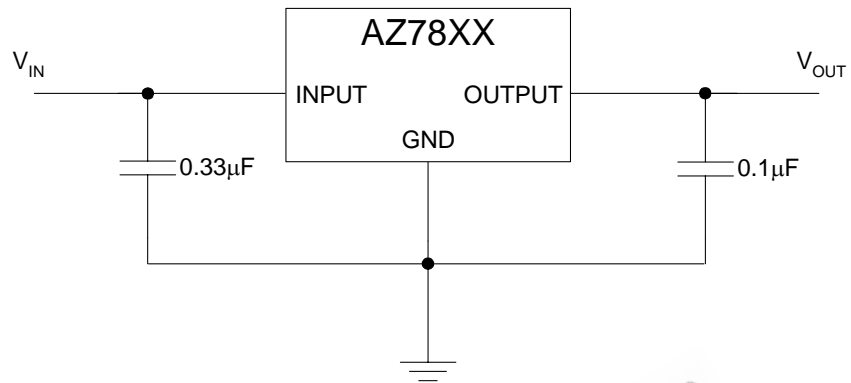


Figure 10. Typical Application of AZ78XX

EEPW.com.cn 电子产品世界



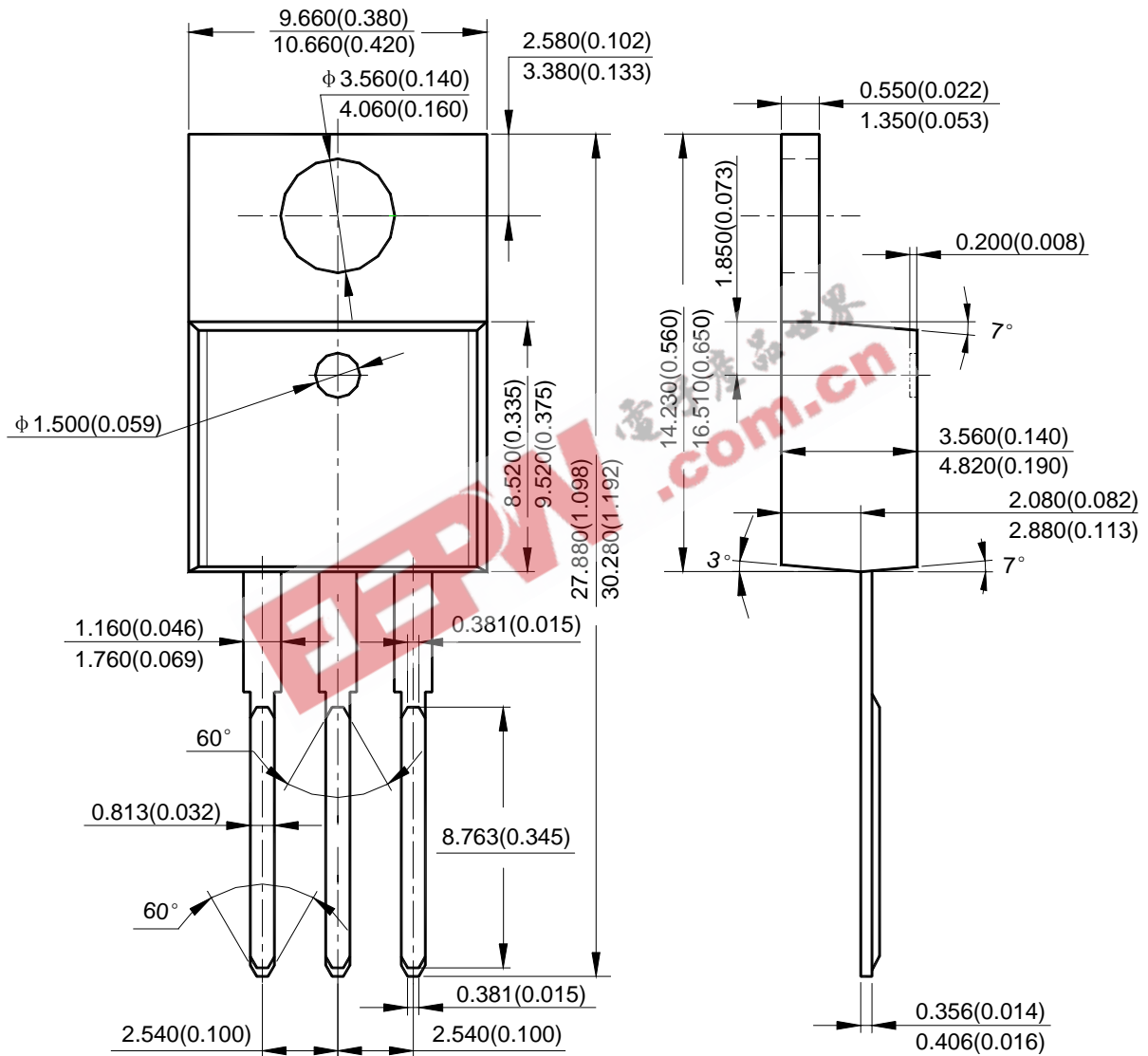
1A 3-TERMINAL POSITIVE LINEAR REGULATORS

AZ78XX

Mechanical Dimensions

TO-220-3

Unit: mm(inch)





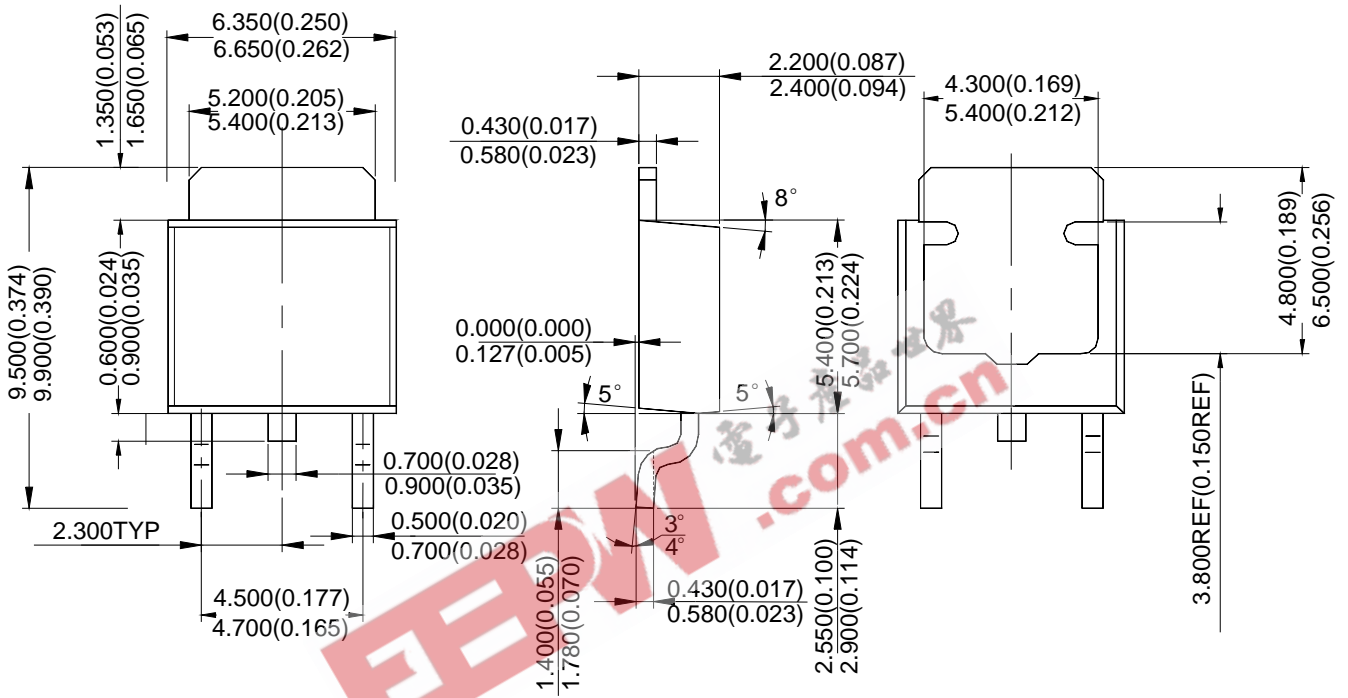
1A 3-TERMINAL POSITIVE LINEAR REGULATORS

AZ78XX

Mechanical Dimensions (Continued)

TO-252-2(1)

Unit: mm(inch)





BCD Semiconductor Manufacturing Limited

<http://www.bcdsemi.com>

EEPW.com.cn 电子产品世界

IMPORTANT NOTICE

BCD Semiconductor Manufacturing Limited reserves the right to make changes without further notice to any products or specifications herein. BCD Semiconductor Manufacturing Limited does not assume any responsibility for use of any its products for any particular purpose, nor does BCD Semiconductor Manufacturing Limited assume any liability arising out of the application or use of any its products or circuits. BCD Semiconductor Manufacturing Limited does not convey any license under its patent rights or other rights nor the rights of others.

MAIN SITE

BCD Semiconductor Manufacturing Limited
- Wafer Fab
Shanghai SIM-BCD Semiconductor Manufacturing Limited
800, Yi Shan Road, Shanghai 200233, China
Tel: +86-21-6485 1491, Fax: +86-21-5450 0008

BCD Semiconductor Manufacturing Limited
- IC Design Group
Advanced Analog Circuits (Shanghai) Corporation
8F, Zone B, 900, Yi Shan Road, Shanghai 200233, China
Tel: +86-21-6495 9539, Fax: +86-21-6485 9673

REGIONAL SALES OFFICE

Shenzhen Office
Shanghai SIM-BCD Semiconductor Manufacturing Co., Ltd. Shenzhen Office
Advanced Analog Circuits (Shanghai) Corporation Shenzhen Office
Room E, 5F, Noble Center, No.1006, 3rd Fuzhong Road, Futian District, Shenzhen 518026, China
Tel: +86-755-8826 7951
Fax: +86-755-8826 7865

Taiwan Office
BCD Semiconductor (Taiwan) Company Limited
4F, 298-1, Rui Guang Road, Nei-Hu District, Taipei, Taiwan
Tel: +886-2-2656 2808
Fax: +886-2-2656 2806

USA Office
BCD Semiconductor Corporation
30920 Huntwood Ave. Hayward, CA 94544, U.S.A
Tel: +1-510-324-2988
Fax: +1-510-324-2788