

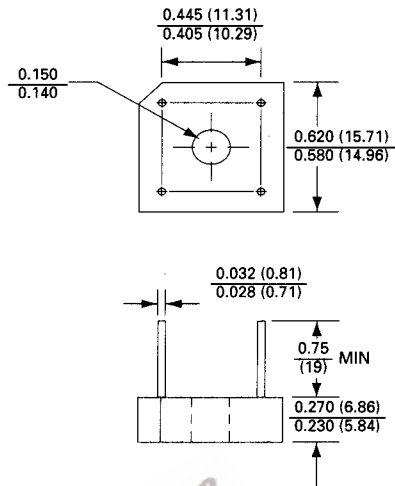
KBPC1005 ...KBPC110

3.0A SINGLE - PHASE SILICON BRIDGE

Features

- Surge overload rating - 50 amperes peak
- Low forward voltage drop
- Small size; simple installation
- Tinned copper leads
- Mounting Position: Any
- Mounting: Thru hold for #6 screw
- U/L recognized file # 142814

VOLTAGE RANGE
50 to 1000 Volts PRV
CURRENT
3.0 Amperes



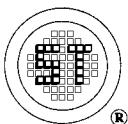
Dimensions in inches and (millimeters)

MAXIMUM RATINGS AND ELECTRICAL CHARACTERISTICS

Rating at 25 °C ambient temperature unless otherwise specified.
Single phase, half wave, 60Hz, resistive or inductive load.
For capacitive load, derate current by 20%.

	KBPC1005	KBPC101	KBPC102	KBPC104	KBPC106	KBPC108	KBPC110	UNITS
Maximum Recurrent Peak Reverse Voltage	50	100	200	400	600	800	1000	V
Max RMS Bridge Input Voltage	35	70	140	280	420	560	700	V
Maximum Average Forward Rectified Output Current at				3.0				A
$T_C = 50\text{ }^\circ\text{C}^*$				2.0				A
$T_C = 100\text{ }^\circ\text{C}^*$				2.0				A
$T_A = 50\text{ }^\circ\text{C}^{**}$								A
Peak Forward Surge Current, 8.3 ms single half sine-wave superimposed on rated load				50.0				A
Maximum Forward Voltage Drop per Bridge Element at 1.5A Peak				1.1				V
Maximum Reverse Current at Rated DC Blocking Voltage per Element				10.0				μA
$T_A = 25\text{ }^\circ\text{C}$				1.0				mA
$T_A = 100\text{ }^\circ\text{C}$								
Operating Temperature Range T_C				-55 to + 125				$^\circ\text{C}$
Storage Temperature Range T_A				-55 to + 150				$^\circ\text{C}$

NOTES: * Unit mounted on metal chassis
** Unit mounted on P.C. board



SEMTECH ELECTRONICS LTD.
(wholly owned subsidiary of HONEY TECHNOLOGY LTD.)

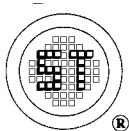
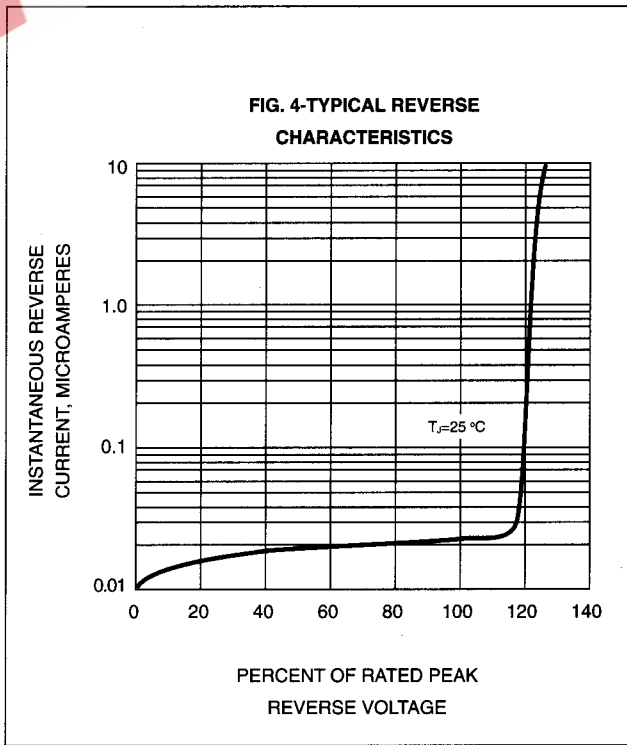
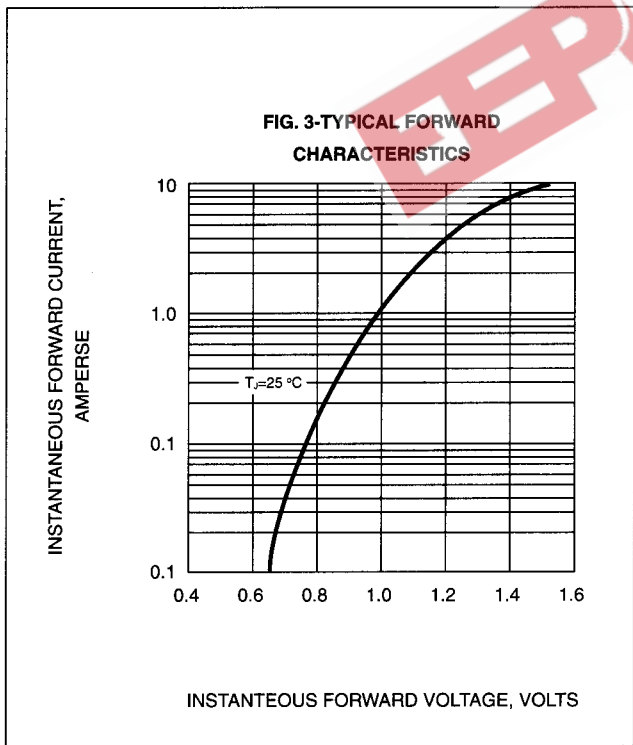
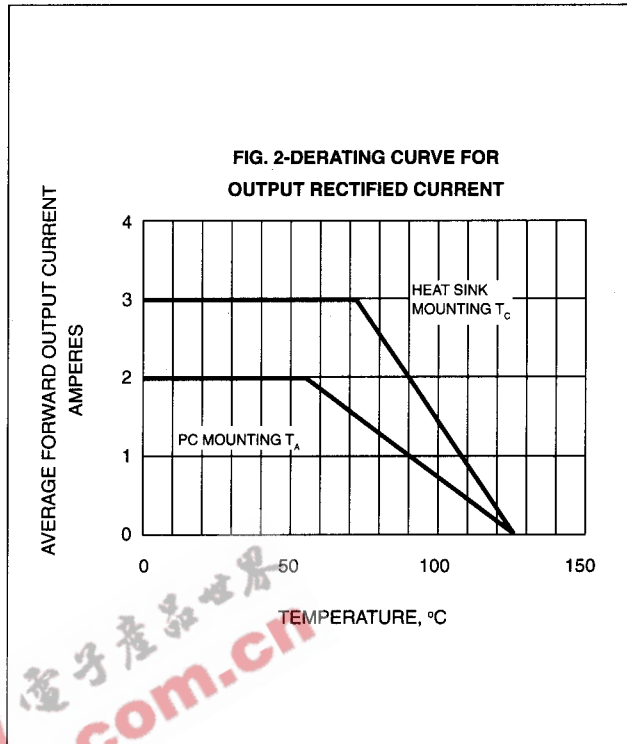
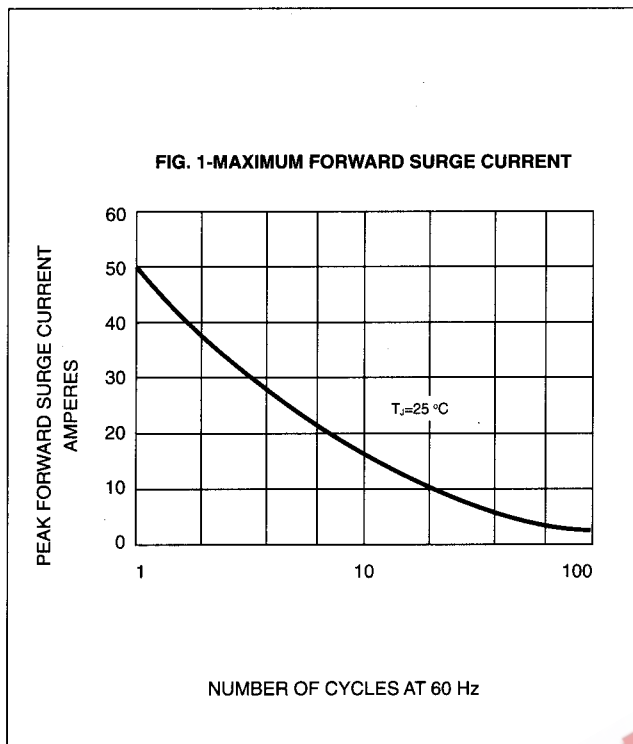


KBPC1005 ...KBPC110

3.0A SINGLE - PHASE SILICON BRIDGE

RATING AND CHARACTERISTICS CURVES

KBPC1 SERIES



SEMTECH ELECTRONICS LTD.

(wholly owned subsidiary of HONEY TECHNOLOGY LTD.)

