

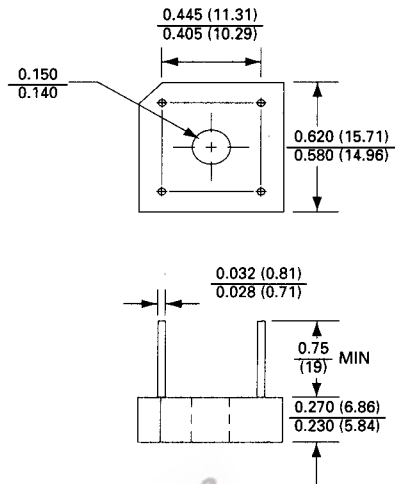
# KBPC1005 ...KBPC110

## 3.0A SINGLE - PHASE SILICON BRIDGE

### Features

- Surge overload rating - 50 amperes peak
- Low forward voltage drop
- Small size; simple installation
- Tinned copper leads
- Mounting Position: Any
- Mounting: Thru hold for #6 screw
- U/L recognized file # 142814

VOLTAGE RANGE  
50 to 1000 Volts PRV  
CURRENT  
3.0 Amperes



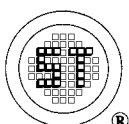
Dimensions in inches and (millimeters)

### MAXIMUM RATINGS AND ELECTRICAL CHARACTERISTICS

Rating at 25 °C ambient temperature unless otherwise specified.  
Single phase, half wave, 60Hz, resistive or inductive load.  
For capacitive load, derate current by 20%.

	KBPC1005	KBPC101	KBPC102	KBPC104	KBPC106	KBPC108	KBPC110	UNITS
Maximum Recurrent Peak Reverse Voltage	50	100	200	400	600	800	1000	V
Max RMS Bridge Input Voltage	35	70	140	280	420	560	700	V
Maximum Average Forward Rectified Output Current at				3.0				A
				2.0				A
				2.0				A
Peak Forward Surge Current, 8.3 ms single half sine-wave superimposed on rated load				50.0				A
Maximum Forward Voltage Drop per Bridge Element at 1.5A Peak				1.1				V
Maximum Reverse Current at Rated DC Blocking Voltage per Element				10.0				μA
				1.0				mA
Operating Temperature Range $T_C$				-55 to + 125				°C
Storage Temperature Range $T_A$				-55 to + 150				°C

NOTES: \* Unit mounted on metal chassis  
\*\* Unit mounted on P.C. board



**SEMTECH ELECTRONICS LTD.**  
( wholly owned subsidiary of HONEY TECHNOLOGY LTD. )

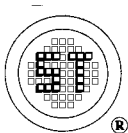
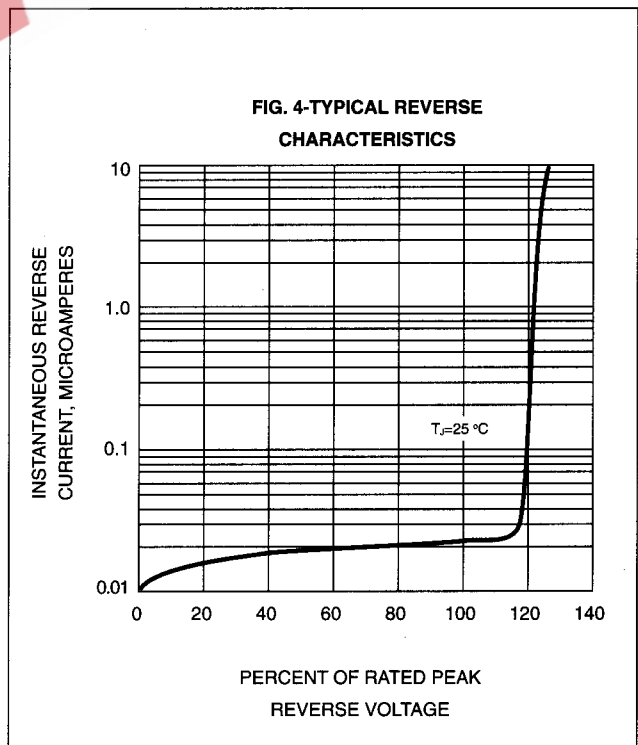
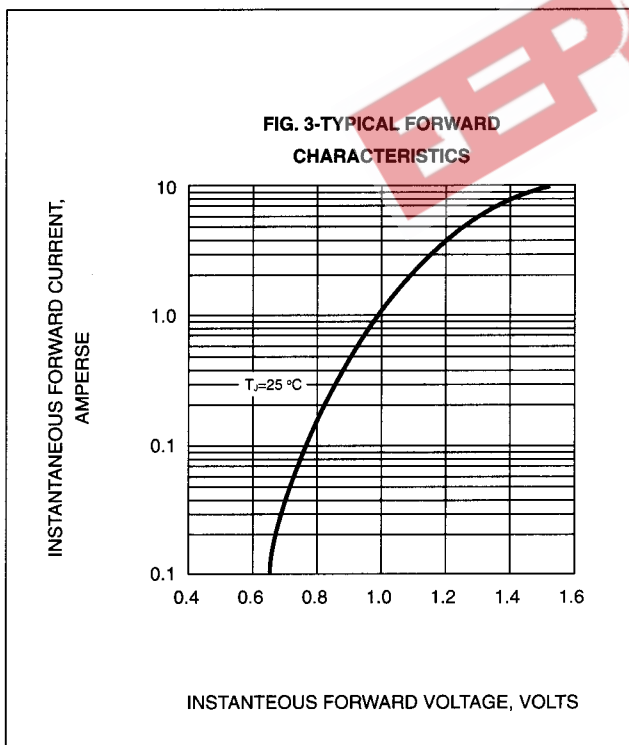
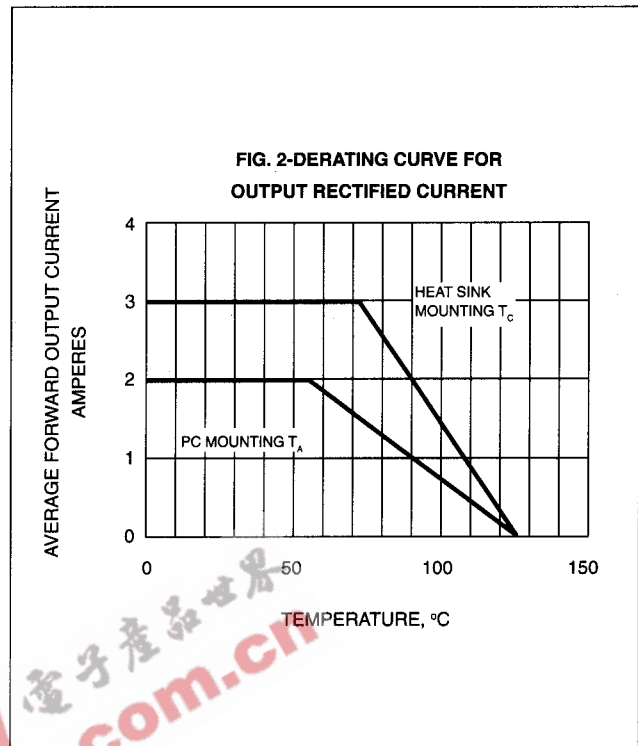
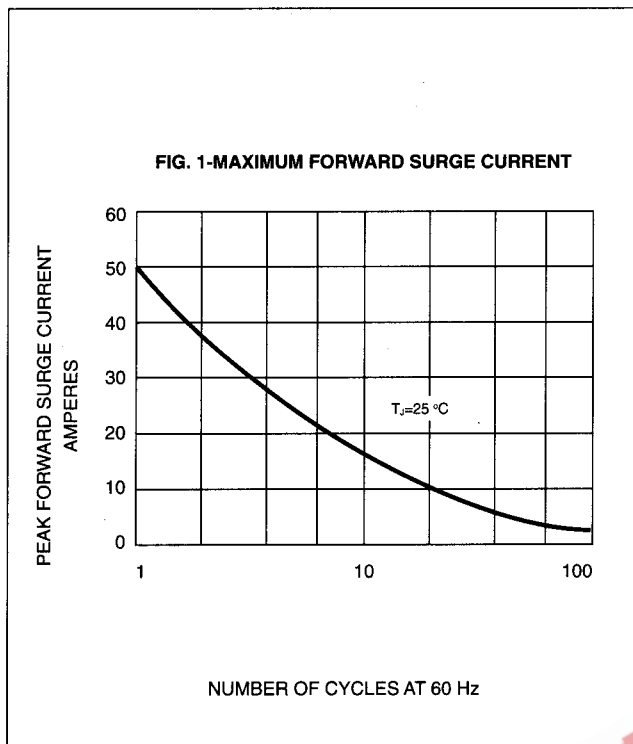


# KBPC1005 ...KBPC110

## 3.0A SINGLE - PHASE SILICON BRIDGE

### RATING AND CHARACTERISTICS CURVES

#### KBPC1 SERIES



**SEMTECH ELECTRONICS LTD.**

( wholly owned subsidiary of HONEY TECHNOLOGY LTD. )

