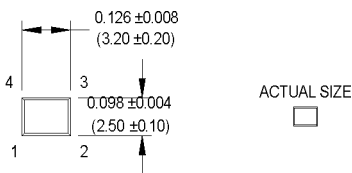


# M2532 Series

## 2.5 x 3.2 mm, 3.3 Volt, HCMOS, Clock Oscillator

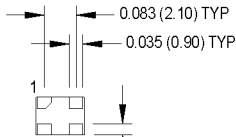
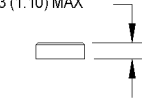


- 3.3 Volt Operation
- Standby or Tristate Option
- High density boards, low power circuits, portable test sets



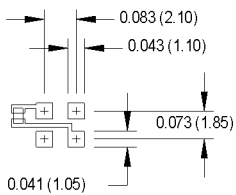
All dimensions in inches (mm).

0.043 (1.10) MAX



0.030 (0.75) TYP

SUGGESTED SOLDER PAD LAYOUT



Ordering Information	
Product Series	M2532 1 3 T C N 00.0000 MHz
Temperature Range	1: 0°C to +70°C 2: -40°C to +85°C 6: -20°C to +70°C
Stability	3: ±100 ppm 4: ±50 ppm 5: ±35 ppm 6: ±25 ppm
Output Type	F: Fixed T: Tristate Q: Standby Function
Symmetry/Logic Compatibility	G: 40/60 HCMOS C: 45/55 HCMOS
Package/Lead Configurations	N: Leadless
Frequency (customer specified)	

PIN	FUNCTION
1	N/C, Tri-state or Standby
2	Ground
3	Output
4	+Vdd

	PARAMETER	Symbol	Min.	Typ.	Max.	Units	Condition
Electrical Specifications	Frequency Range	F	1.0		66.0	MHz	See Note 1
	Frequency Stability	$\Delta F/F$	(See Ordering Information)				
	Operating Temperature	T <sub>A</sub>	(See Ordering Information)				
	Storage Temperature	T <sub>s</sub>	-55		+125	°C	
	Input Voltage	V <sub>dd</sub>		3.3		V	± 5%
	Input Current	I <sub>dd</sub>	12		20	mA	Frequency Dependent
	Standby Current				50	µA	Standby Mode
	Symmetry (Duty Cycle)		(See Ordering Information)				
	Load				15	pF	
	Rise/Fall Time	T <sub>r</sub> /T <sub>f</sub>	6		10	ns	10% and 90% frequency dependent
	Logic "1" Level	V <sub>oh</sub>	90% V <sub>dd</sub>			V	HCMOS Load
	Logic "0" Level	V <sub>ol</sub>			10% V <sub>dd</sub>	V	HCMOS Load
	Random Jitter			4	10	ps RMS	1 Sigma
	Standby/Tristate Function		Input Logic "1" or floating; output active Input Logic "0"; output to high-Z				
Environmental	Mechanical Shock	Per MIL-STD-202, Method 213, Condition C					
	Vibration	Per MIL-STD-202, Method 201 & 204					
	Reflow Solder Conditions	See "Figure 2"					
	Hermeticity	Per MIL-STD-202, Method 112 (1 x 10 <sup>-6</sup> atm.cc/s of helium)					
	Solderability	Per EIAJ-STD-002					

MtronPTI reserves the right to make changes to the product(s) and service(s) described herein without notice. No liability is assumed as a result of their use or application.

Please see [www.mtronpti.com](http://www.mtronpti.com) for our complete offering and detailed datasheets. Contact us for your application specific requirements: MtronPTI 1-800-762-8800.