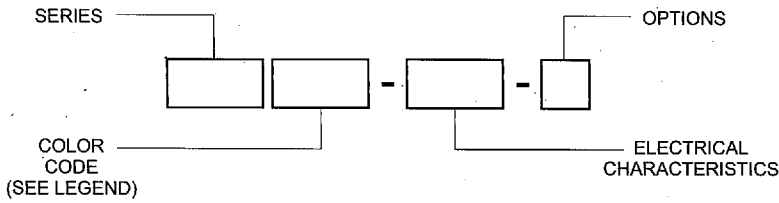
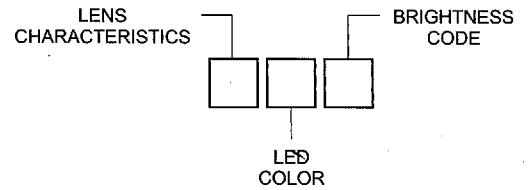


3/16 (4.8mm) SNAP-IN PANEL MOUNT LEDs

PART NUMBER SELECTION GUIDE



COLOR CODE LEGEND



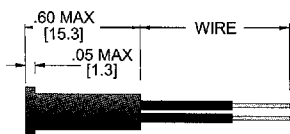
STANDARD	SERIES	COLOR CODE	ELECTRICAL CHARACTERISTICS	OPTIONS
	SINGLE CHIP P181 P187	TR5 TY5 TG5	VDC 2Vf 6V 14V 28V	T - WIRE TERMINAL W6 - 6" WIRE

LENS CHARACTERISTICS	LED COLOR	BRIGHTNESS CODE
T-TRANSLUCENT TW-TRANSLUCENT WHITE	R-RED Y-YELLOW G-GREEN B-BLUE O-ORANGE RG-RED/GREEN YG-YELLOW/GREEN	4-STANDARD 5-STANDARD 6-HIGH INTENSITY 3K-HIGH INTENSITY

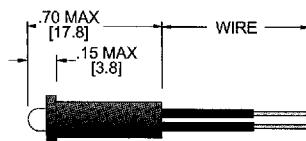
CUSTOM	SERIES	COLOR CODE	ELECTRICAL CHARACTERISTICS		OPTIONS
	SINGLE CHIP P180 P181 P187	TR6 TY3K TG6 TB5 TO5 TWRG4-BICOLOR TWYG4-BICOLOR	VDC 5V 12V 24V	VAC 5VAC 6VAC 12VAC 14VAC 24VAC 28VAC	W12 - 12" WIRE W18 - 18" WIRE W24 - 24" WIRE

PART SPECIFICATIONS

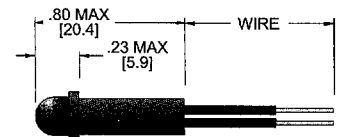
- PART NUMBERS CONSISTING OF OPTIONS NOT FOUND IN THE STANDARD BOX ARE CUSTOM.
- FOR COMPLETE PART NUMBER SELECT ONE OPTION FROM EACH OF THE FOUR COLUMNS FROM LEFT TO RIGHT.
- BRIGHTNESS CODES LISTED ARE SET BY THE FACTORY FOR ALL COLORS. THE ABOVE CHART IS FOR REFERENCE ONLY.
- MOUNTING DIAMETER 0.185 (4.7mm) TO 0.190 (4.8mm).
- PANEL THICKNESSES FROM 0.031 (0.8mm) TO 0.250 (6.4mm).
- HOUSING MATERIAL IS BLACK NYLON UL 94V-2.
- WIRE LEADS ARE RED FOR ANODE AND BLACK FOR CATHODE.
- TERMINALS ARE 0.020 (0.5mm) SQUARE.



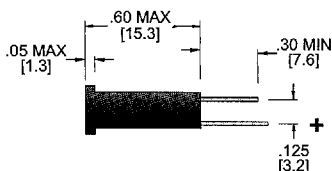
P180-W



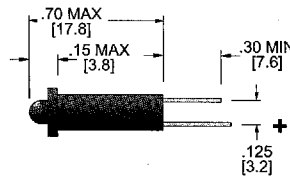
P181-W



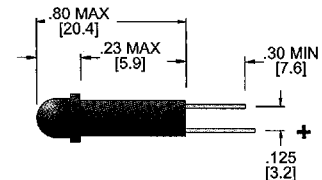
P187-W



P180-T



P181-T



P187-T

INCLUDED MOUNTING HARDWARE

