

**3 Terminal configuration, matches G.D.T. pin configuration**  
**For Plug in Applications, fits in KRONE™ 3 Point Connector Block (5B).**

### FEATURES

- Glass passivated junction
- High current diverting capability 250A
- Low capacitance, less than 200pF
- UL recognised
- Automatic reset
- Does not degrade

### APPLICATION

- Bi-directional device for telephone and line card protection

### ELECTRICAL CHARACTERISTICS (Tamb = +25°C)

SYMBOL	PARAMETER
V <sub>RM</sub>	Stand-off voltage
V <sub>BR</sub>	Breakdown voltage
I <sub>H</sub>	Holding current

### ABSOLUTE RATINGS (limiting values) Tj = + 25°C L = 10mm

SYMBOL	PARAMETER	VALUE	UNIT
P	Power dissipation on infinite heatsink	Tamb = 50°C	5 W
I <sub>pp</sub>	Peak Pulse Current	10x1000µsec 10/700 1.5KV 8-20 us expo	100 125 250 A
I <sub>TSM</sub>	Non-repetitive surge peak on-state current	t <sub>p</sub> = 20 ms	50 A
di/dt	Critical rate of rise of on-state current	Non-repetitive	100 A/us
T <sub>stg</sub>	Storage and operating junction temperature range	-40 to 150	°C
T <sub>j</sub>		150	°C

### THERMAL RESISTANCES

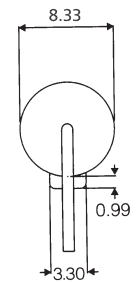
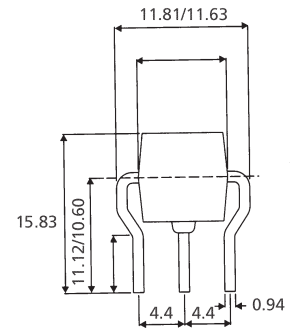
SYMBOL	PARAMETER	VALUE	UNIT
R <sub>th(j-i)</sub>	Junction-leads on Infinite Heatsink	L = 10mm	60 °C/W

All parameters are tested using Fet Test™ Model 3600

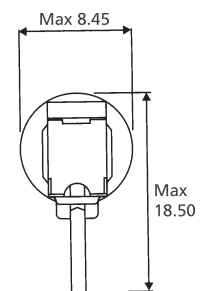
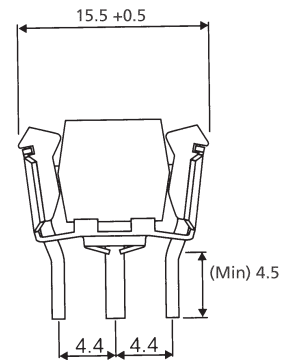
DEVICE TYPE	V <sub>RM</sub> (Volts)	I <sub>RM</sub> @ V <sub>RM</sub> (µA)	V <sub>BR</sub> MIN @ 1mA (Volts)	V <sub>Bo</sub> MAX (Volts)	V <sub>t</sub> TYP @ 1A (Volts)	I <sub>Bo</sub> TYP (mA)	I <sub>h</sub> MIN (mA)
T10C80	70	1	80	120	2V	50	B or E
T10C110	100	1	110	135	2V	50	B or E
T10C140	120	1	140	170	2V	50	B or E
T10C180	170	1	180	210	4V	50	B or E
T10C220	200	1	220	265	4V	50	B or E
T10C270	240	1	270	360	4V	50	B or E

### MINIMUM HOLDING CURRENTS I<sub>h</sub> MIN

SUFFIX	I <sub>h</sub>
B	120
E	180



(With failsafe)



All dimensions in mm

### ORDERING INFORMATION

