

3 Terminal configuration, matches G.D.T. pin configuration
For Plug in Applications, fits in KRONE™ 3 Point Connector Block (5B).

FEATURES

- Glass passivated junction
- High current diverting capability 250A
- Low capacitance, less than 200pF
- UL recognised
- Automatic reset
- Does not degrade

APPLICATION

- Bi-directional device for telephone and line card protection

ELECTRICAL CHARACTERISTICS (Tamb = +25°C)

SYMBOL	PARAMETER
V _{RM}	Stand-off voltage
V _{BR}	Breakdown voltage
I _H	Holding current

ABSOLUTE RATINGS (limiting values) Tj = + 25°C L = 10mm

SYMBOL	PARAMETER	VALUE	UNIT
P	Power dissipation on infinite heatsink	Tamb = 50°C	5 W
I _{pp}	Peak Pulse Current	10x1000µsec 10/700 1.5KV 8-20 us expo	100 125 250 A
I _{TSM}	Non-repetitive surge peak on-state current	t _p = 20 ms	50 A
di/dt	Critical rate of rise of on-state current	Non-repetitive	100 A/us
T _{stg}	Storage and operating junction temperature range	-40 to 150	°C
T _j		150	°C

THERMAL RESISTANCES

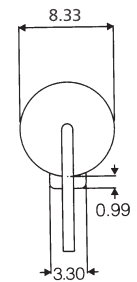
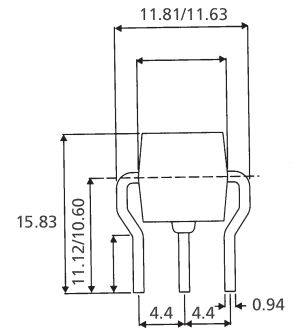
SYMBOL	PARAMETER	VALUE	UNIT
R _{th(j-i)}	Junction-leads on Infinite Heatsink	L = 10mm	60 °C/W

All parameters are tested using Fet Test™ Model 3600

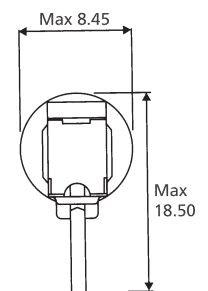
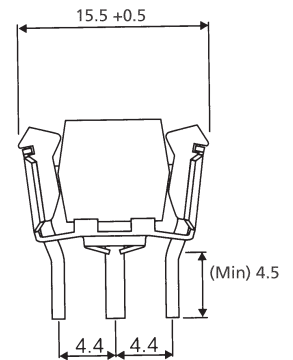
DEVICE TYPE	V _{RM} (Volts)	I _{RM} @ V _{RM} (µA)	V _{BR} MIN @ 1mA (Volts)	V _{Bo} MAX (Volts)	V _t TYP @ 1A (Volts)	I _{Bo} TYP (mA)	I _h MIN (mA)
T10C80	70	1	80	120	2V	50	B or E
T10C110	100	1	110	135	2V	50	B or E
T10C140	120	1	140	170	2V	50	B or E
T10C180	170	1	180	210	4V	50	B or E
T10C220	200	1	220	265	4V	50	B or E
T10C270	240	1	270	360	4V	50	B or E

MINIMUM HOLDING CURRENTS I_h MIN

SUFFIX	I _h
B	120
E	180



(With failsafe)



All dimensions in mm

ORDERING INFORMATION

