

3AG Slo-Blo® Fuse 313/315 Series



A standard for cost-effective reliability and performance in circuit protection, the 3AG fuse satisfies a broad range of application requirements.

ELECTRICAL CHARACTERISTICS:

| % of Ampere Rating | Opening Time |
|--------------------|---------------------------|
| 110% | 4 hours, Minimum |
| 135% | 1 hour, Maximum |
| 200% | 5 seconds, Minimum |

AGENCY APPROVALS: Listed by Underwriters Laboratories and Certified by CSA through 8 amperes. 10-30A ratings are recognized under the components program of Underwriters Laboratories.

313 000 Series approved by METI from 1 through 5 amperes.


AGENCY FILE NUMBERS: UL E10480, CSA LR 29862.

FUSES TO MIL SPEC: See F02B cartridge type in Military Section.

ORDERING INFORMATION:

| Cartridge Catalog Number | Axial Lead Catalog Number | Ampere Rating | Voltage Rating | Nominal Resistance Cold Ohms | Nominal Melting I ² t A ² Sec. |
|--------------------------|---------------------------|--------------------------------|----------------|------------------------------|--|
| 313.010 | 315.010 | 1/100 | 250 | 3300 | 0.000121 |
| 313.031 | 315.031 | 1/32 | 250 | 330 | 0.00303 |
| 313.040 | 315.040 | 4/100 | 250 | 220 | 0.00630 |
| 313.062 | 315.062 | 1/16 | 250 | 91.0 | 0.0210 |
| 313.100 | 315.100 | 1/10 | 250 | 33.3 | 0.0850 |
| 313.125 | 315.125 | 1/8 | 250 | 22.3 | 0.152 |
| 313.150 | 315.150 | 15/100 | 250 | 15.3 | 0.270 |
| 313.175 | 315.175 | .175 | 250 | 8.60 | 0.177 |
| 313.187 | 315.187 | 3/16 | 250 | 7.95 | 0.230 |
| 313.200 | 315.200 | 2/10 | 250 | 6.54 | 0.270 |
| 313.250 | 315.250 | 1/4 | 250 | 4.27 | 0.385 |
| 313.300 | 315.300 | 3/10 | 250 | 3.11 | 0.730 |
| 313.375 | 315.375 | 3/8 | 250 | 2.08 | 1.23 |
| 313.400 | 315.400 | 4/10 | 250 | 1.86 | 1.35 |
| 313.500* | 315.500 | 1/2 | 250 | 1.25 | 2.55 |
| 313.600 | 315.600 | 6/10 | 250 | 0.914 | 4.00 |
| 313.700 | 315.700 | 7/10 | 250 | 0.695 | 5.90 |
| 313.750 | 315.750 | 3/4 | 250 | 0.617 | 7.16 |
| 313.800 | 315.800 | 8/10 | 250 | 0.550 | 8.00 |
| 313 001* | 315 001 | 1 | 250 | 0.375 | 14.0 |
| 313 01.2 | 315 01.2 | 1 ² / ₁₀ | 250 | 0.276 | 21.5 |
| 313 1.25 | 315 1.25 | 1 ¹ / ₄ | 250 | 0.258 | 24.0 |
| 313 01.5* | 315 01.5 | 1 ¹ / ₂ | 250 | 0.190 | 38.0 |
| 313 01.6 | 315 01.6 | 1 ⁸ / ₁₀ | 250 | 0.170 | 49.6 |
| 313 01.8 | 315 01.8 | 1 ⁹ / ₁₀ | 250 | 0.140 | 58.0 |
| 313 002* | 315 002 | 2 | 250 | 0.116 | 77.0 |
| 313 2.25 | 315 2.25 | 2 ¹ / ₄ | 250 | 0.0960 | 121.0 |
| 313 02.5 | 315 02.5 | 2 ¹ / ₂ | 250 | 0.0805 | 130.0 |
| 313 02.8 | 315 02.8 | 2 ⁸ / ₁₀ | 250 | 0.0670 | 170.0 |
| 313 003* | 315 003 | 3 | 250 | 0.0588 | 200.0 |
| 313 03.2 | 315 03.2 | 3 ² / ₁₀ | 250 | 0.0525 | 209.0 |
| 313 004* | 315 004 | 4 | 250 | 0.0308 | 76.1 |
| 313 005* | 315 005 | 5 | 250 | 0.0212 | 140.0 |
| 313 6.25* | 315 6.25 | 6 ¹ / ₄ | 250 | 0.0152 | 242.0 |
| 313 06.3 | 315 06.3 | 6.30 | 250 | 0.0152 | 242.0 |
| 313 007* | 315 007 | 7 | 250 | 0.0127 | 347.0 |
| 313 008* | 315 008 | 8 | 250 | 0.0110 | 445.0 |
| 313 010* | 315 010 | 10 | 32 | 0.00820 | 760.0 |
| 313 012 | 315 012 | 12 | 32 | 0.00640 | 1200.0 |
| 313 015 | 315 015 | 15 | 32 | 0.00500 | 1870.0 |
| 313 020 | 315 020 | 20 | 32 | 0.00220 | 9560.0 |
| 313 025 | 315 025 | 25 | 32 | 0.00170 | 16500.0 |
| 313 030 | 315 030 | 30 | 32 | 0.00120 | 26900.0 |

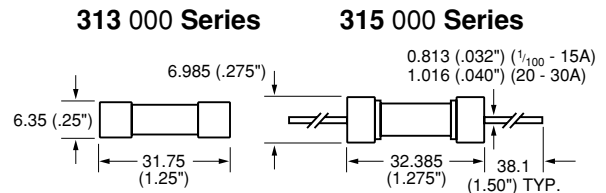
*These ratings available with an indicating option. Add the 'ID' designation to the series number. i.e. 313.500 ID.



PATENTED

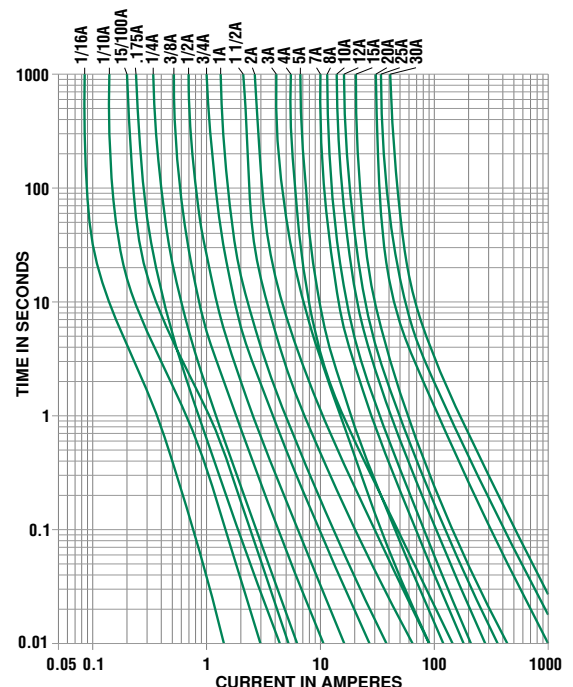
INTERRUPTING RATING:

| | |
|----------|-----------------|
| 0.01-8A | 10,000 @ 125VAC |
| 0.1-1A | 35A @ 250VAC |
| 1.2-3.2A | 100A @ 250VAC |
| 4-8A | 200A @ 250VAC |
| 10-30A | 300A @ 32VAC |



Axial Lead Material: Solder coated copper.

Average Time Current Curves



8 AXIAL LEAD AND CARTRIDGE FUSES