

# HIGH VOLTAGE POLYTERM<sup>®</sup> CERAMIC CAPACITORS

Standard MLCCs are prone to cracking due to mishandling, depanelization, and board flexing. In response to customer requests for higher resistance to mechanical stress, and as a result of continuous efforts to improve our products, JDI has introduced PolyTerm<sup>®</sup> termination ceramic capacitors to meet those customer requirements for increased resistance to flexure cracking.

PolyTerm<sup>®</sup> is a conductive epoxy termination material loaded with silver, allowing it to absorb much more bending force than standard termination material. After termination PolyTerm<sup>®</sup> parts are nickel and tin plated using the same process as standard parts. There is no effect on solderability or capability to withstand the soldering process.

PolyTerm<sup>®</sup> capacitors are ideal for use in telecom, power supply, inverter, and modem applications.



## FEATURES

- Lead Free Terminations 100% Sn, Final Termination
- Electrodes: Pd/Ag
- Core Termination: PolyTerm<sup>®</sup>
- Middle Barrier Layer: Ni
- External Termination Layer: 100% Sn
- NP0 and X7R temperature coefficient
- Highly reliable performance
- Industry standard case sizes

## HOW TO ORDER

302	R29	N	1R0	C	F	4	E
<b>VOLTAGE</b>	<b>CASE SIZE</b>	<b>DIELECTRIC</b>	<b>CAPACITANCE</b>	<b>TOLERANCE</b>	<b>TERMINATION</b>	<b>MARKING</b>	<b>TAPE CODE</b>
1st two digits are significant; third digit denotes number of zeros to follow eg: 302 = 3000 VDCW	R15 = 0805 R18 = 1206 S41 = 1210 S43 = 1812 S47 = 2220 S48 = 2225 S49 = 1825	N = NP0 W = X7R	1st two digits are significant; third digit denotes number of zeros to follow eg: 101 = 100 pF  R denotes decimal eg: 1R0 = 1.0 pF	B = ± 0.1 pF C = ± 0.25 pF D = ± 0.5 pF J = ± 5% K = ± 10% M = ± 20%	F = PolyTerm <sup>®</sup>	4 = Unmarked	E = 7" Plastic T = Paper 7" reel
<div style="border: 1px solid black; padding: 5px; display: inline-block;">                     Safety Certified capacitor p/ns end with "****-SC" and are rated at 250 Volts AC.                      Example Part Number: 302R29N1R0CF4E                 </div>							

HIGH VOLTAGE POLYTERM® AVAILABILITY - NP0 DIELECTRIC

SIZE	0805			1206					1210					1808						1812						2211					
	500V	630V	1000V	500V	630V	1000V	2000V	3000V	500V	630V	1000V	2000V	3000V	500V	630V	1000V	2000V	3000V	4000V	5000V	X2Y3	X1Y2	500V	630V	1000V	2000V	3000V	4000V	5000V	Y2	
1.0 pF																															
10 pF																															
12 pF																															
15 pF																															
18 pF																															
22 pF				•	•	•																									
27 pF																															
33 pF				•	•	•	•															•	•								•
39 pF																															
47 pF																															
56 pF																															
68 pF																															
82 pF																															
100 pF	•																					•									
120 pF																															
150 pF																						•									
180 pF																															
220 pF				•																											
270 pF																															
330 pF																															
390 pF																															
470 pF																															
560 pF																															
680 pF									•	•	•																				
820 pF																															
1.0 nF				•																											
1.2 nF																															
1.5 nF																															
1.8 nF																															
2.2 nF														•	•	•															
2.7 nF																															
3.3 nF																															
3.9 nF																															
4.7 nF																															
5.6 nF																															
6.8 nF																															
8.2 nF																															
10 nF																															

Note: Part values marked with “•” have better availability and shorter lead times.

**HIGH VOLTAGE POLYTERM® AVAILABILITY - NP0 DIELECTRIC**

SIZE	1825							2220							2225							
	500V	630V	1000V	2000V	3000V	4000V	5000V	500V	630V	1000V	2000V	3000V	4000V	5000V	500V	630V	1000V	2000V	3000V	4000V	5000V	
1.0 pF																						
10 pF																						
15 pF																						
18 pF																						
22 pF																						
27 pF																						
33 pF																						
47 pF																						
56 pF																						
68 pF																						
82 pF																						
100 pF																						
150 pF																						
180 pF																						
220 pF																						
270 pF																						
330 pF																						
470 pF																						
560 pF																						
680 pF																						
820 pF																						
1.0 nF																						
1.2 nF																						
1.5 nF																						
1.8 nF																						
2.2 nF																						
2.7 nF																						
3.3 nF																						
4.7 nF																						
5.6 nF																						
6.8 nF																						
8.2 nF																						
10 nF																						
12 nF																						
15 nF																						
18 nF																						
22 nF																						
27 nF																						
33 nF																						
39 nF																						
47 nF																						

Note: Part values marked with '\*' have better availability and shorter lead times.

**HIGH VOLTAGE POLYTERM® AVAILABILITY - X7R DIELECTRIC**

SIZE	0805			1206			1210			1808					1812					2211							
	500V	630V	1000V	500V	630V	1000V	2000V	3000V	500V	630V	1000V	2000V	3000V	4000V	5000V	X2Y3	X1Y2	500V	630V	1000V	2000V	3000V	4000V	5000V	X2Y3	Y2	
100 pF																											
150 pF																											
180 pF																											
220 pF																											
270 pF																											
330 pF																											
470 pF																											
560 pF																											
680 pF																											
820 pF																											
1.0 nF																											
1.2 nF																											
1.5 nF																											
1.8 nF																											
2.2 nF																											
2.7 nF																											
3.3 nF																											
3.9 nF																											
4.7 nF																											
5.6 nF																											
6.8 nF																											
8.2 nF																											
10 nF																											
12 nF																											
15 nF																											
18 nF																											
22 nF																											
27 nF																											
33 nF																											
39 nF																											
47 nF																											
56 nF																											
68 nF																											
82 nF																											
100 nF																											
120 nF																											
150 nF																											
180 nF																											

Note: Part values marked with “•” have better availability and shorter lead times.

**HIGH VOLTAGE POLYTERM® AVAILABILITY - X7R DIELECTRIC**

SIZE	1825							2220							2225								
	500V	630V	1000V	2000V	3000V	4000V	5000V	500V	630V	1000V	2000V	3000V	4000V	5000V	X1Y2	500V	630V	1000V	2000V	3000V	4000V	5000V	
270 pF																							
330 pF																							
470 pF																							
560 pF																							
680 pF																							
820 pF																							
1.0 nF																							
1.2 nF																							
1.5 nF																							
1.8 nF																							
2.2 nF																							
2.7 nF																							
3.3 nF																							
3.9 nF																							
4.7 nF																							
5.6 nF																							
6.8 nF																							
8.2 nF																							
10 nF																							
12 nF																							
15 nF																							
18 nF																							
22 nF																							
27 nF																							
33 nF																							
39 nF																							
47 nF																							
56 nF																							
68 nF																							
82 nF																							
100 nF																							
120 nF																							
150 nF																							
180 nF																							
220 nF																							
270 nF																							
330 nF																							
390 nF																							
470 nF																							
560 nF																							
680 nF																							

Note: Part values marked with '•' have better availability and shorter lead times.

## BEND TEST DESCRIPTION

The test board is designed so that the capacitance of the part can be measured while the part is being flexed (See figure 1). The capacitor is mounted at the center of the board. The testing equipment has a pressing block that is located so that it applies force at the center of the test board from below the part at a constant rate. Since the edges of the board are held in place by the support pins, this causes the board to flex. The amount of flex is measured in millimeters from the center of the board to the edge, please see "A" in Figure 2.

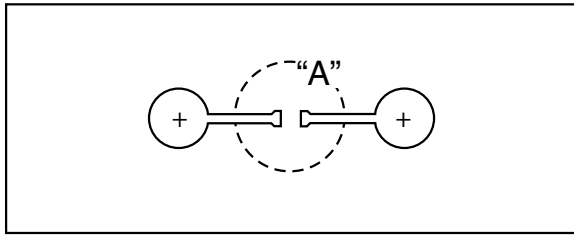


Figure 1

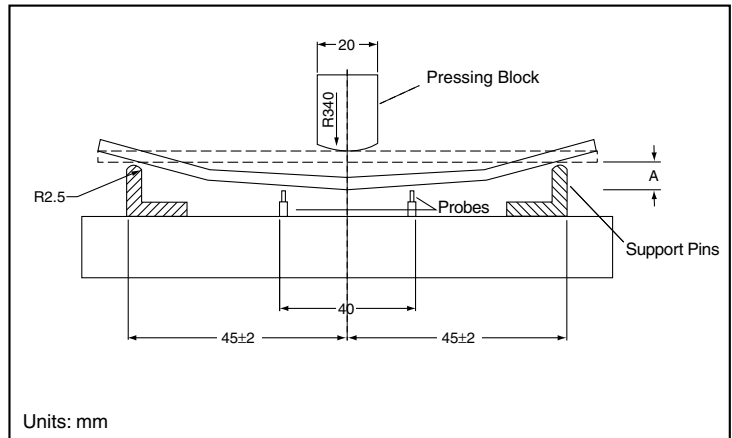


Figure 2

As the test board is flexed, the capacitance is constantly being measured by a capacitance meter which is connected to the test boards through capacitance probes. The capacitance is first measured at 0mm flex to establish the nominal value. The test board is then flexed to 1mm and held for at least one second, then the capacitance is measured, it is then flexed to 2mm, and so on up to 5mm. Any change in capacitance that exceeds 5% of the nominal value is considered a failure.



## EXAMPLE OF CUSTOMER APPLICATION

Johanson Dielectrics receives a lot of requests from our customers to help them with cracking issues. One customer had cracking at a rate of 16% on 1206 size high voltage capacitors during their process. The top picture of Figure 3 shows a clear mechanical crack with a 45 degree angle at the termination solder pad interface. Repopulating the same board with PolyTerm<sup>®</sup> capacitors showed no cracking failures. The bottom picture of Figure 3 shows how PolyTerm<sup>®</sup> Capacitors solved these problems. No cracking was exhibited on any of the PolyTerm<sup>®</sup> capacitors during the customer assembly process.




Figure 3